

City of Beaumont, California

FY 2025-2029

FIVE-YEAR CAPITAL IMPROVEMENT PLAN

CITY COUNCIL DATE: JUNE 4, 2024



CITY OF BEAUMONT

CAPITAL IMPROVEMENT PLAN



CITY COUNCIL

- David Fenn - Mayor
- Mike Lara - Mayor Pro-Tem
- Lloyd White - Council Member
- Julio Martinez III - Council Member
- Jessica Voigt - Council Member

ADMINISTRATION

- Elizabeth Gibbs - City Manager
- Sean Thuilliez - Chief of Police
- Christina Taylor - Deputy City Manager
- Kari Mendoza - Administrative Services Director
- Doug Story - Community Service Director
- Jennifer Ustation - Finance Director
- Robert Vestal - Public Works Director
- Thaxon VanBelle - Director of Water Reclamation
- Julie Van Hook - Public Information Officer
- Nicole Wheelwright - Deputy City Clerk

City of Beaumont

550 E. Sixth Street
Beaumont, CA 92223
(951) 769-8510
BeaumontCA.gov





Staff Report

TO: City Council

FROM: Jennifer Ustation, Finance Director
Robet Vestal, Public Works Director

DATE June 4, 2024

SUBJECT: Fiscal Year 2024-2025 Adoption of Gann Limit, City-Wide Budget and Five-Year Capital Improvement Plan for Fiscal Years 2025-2029

Description Adopt by resolution the FY2024-2025 Gann Limit, FY2024-2025 City-Wide Budget, and the Five-Year Capital Improvement Plan for Fiscal Years 2025-2029

Background and Analysis:

As stated in the City of Beaumont Financial Management Policy, the annual budget is the primary mechanism for the implementation of City Council policies and the achievement of their goals and objectives. The budget is a policy document, operations guide, financial plan, and a communications device. It is the single most important means of setting spending policies and priorities of the City. It constitutes approval by the City Council of service levels and operating programs and provides resources to finance them. Expenditures must be kept within total appropriations for all Accounting Funds.

Gann Limit

In November 1979, Proposition 4 (Gann Initiative) was adopted by the State of California. Proposition 4 created Article XIII B of the State Constitution placing limits on the amount of revenue which can be spent by all entities of government. Proposition 4 was modified by Proposition 111 in June 1990. Proposition 111 provided new adjustment formulas for the calculation of the annual appropriations limit.

The appropriations limit is based on actual appropriations during the 1978-79 fiscal year and is increased each year using the growth of population and inflation. Not all revenues are restricted by the appropriations limit, only those that are referred to as "proceeds of taxes."

The limit is calculated by using the prior year's limit and applying growth factors as appropriate. The growth factors are determined by 1) the change in population in either

the City or the County, and 2) the change in per capita income or non-residential new construction.

These growth factors increased the appropriations limit from \$123,832,391 for FY 2023-24 to \$130,919,921 for FY 2024-25.

As identified in **Attachment D**, the revenues subject to the appropriation limit for FY 2024-25 total is \$49,070,416. The city is well below the Gann limit for the upcoming fiscal year.

Citywide Budget

On January 28, 2023, the City Council held an interactive strategic plan/goal setting workshop. The strategic planning process is an organizational management activity aimed at setting priorities, goals and objectives for an organization. Once those priorities are identified, it enables those responsible for carrying out those goals to focus energy and resources, strengthen operations, ensure that employees and other stakeholders are working toward common goals, establish agreement around intended outcomes/results, and assess and adjust the organizations' direction in response to a changing environment. As a part of the process, a community outreach survey circulated the community to obtain input from the residents. On November 7, 2023, the City Council had an interactive strategic plan meeting to review updates on the progress of the adopted strategic plan as the beginning of the budget process.

The City Council met on December 5, 2023, to review and give input to City staff on the budget timeline. On January 11, 2024, the department managers met to discuss the budget timelines and requirements for requesting any enhancements associated with their department programs. On January 22, 2024, the Finance and Audit Committee was presented with FY24/25 Revenue budget assumptions which were used to build projected revenues. On April 16, 2024, the City Council approved the Short-Range Transit Plan. It is incorporated into the overall budget and was approved by the Riverside County Transit Commission.

On April 30, 2024, the City Council reviewed the first draft of the General Fund budget, department enhancement requests, and the updated Five-year Capital Improvement plan. The City Council was provided with a long-term financial forecast and available remaining fund balances during the process. At the meeting, the City Council provided directions to program \$400,000 of available General Funds to replace street signs throughout the city which leaves approximately \$1.3M of General Fund revenue unprogrammed. These funds are available to be programmed throughout the year if needed. The City Council was also presented with the Wastewater proposed budget and requested enhancements. There were no changes requested.

Budget Overview

The City has three major operating funds (General Fund, Wastewater Fund and Transit Fund). Revenues and expenditures for FY 2024-2025 for these three funds are as follows.

Operating Fund	Revenues	Expenditures
General Fund	\$68,117,655	\$66,734,916
Wastewater	\$14,830,049	\$14,830,049
Transit	\$3,278,071	\$3,278,071

General Fund Highlights

- Revenues have **increased** from the FY 2023-2024 amended budget by \$264,552 or less than 1%.
- Expenses have **decreased** from the FY 2023-2024 amended budget by \$6.0million or 8%, including enhancements and additions to the CIP.
- 6.5 new positions were added totaling \$1,193,118; 10 Part-Time Seasonal positions \$39,785; 1 Police Officer funded by SLESA \$142,774.
- The City Manager recommended reclassification of 1 position- CSC to Recreation Coordinator \$5,867
- Operating cost enhancements totaling \$960,656.
- Capital projects totaling \$6,193,243. This includes the City Council recommendation of the City-wide Street sign replacement project.
- Revenues exceed expenses by \$1,382,739 which is available for City Council appropriation throughout FY 2024-2025.
- Funding sources for Programs by Departments have been budgeted and balanced **Attachment E**.

A summary for the General Fund revenues is included as **Attachment F**. A summary of General Fund expenses by department is included as **Attachment G**.

Wastewater Fund Highlights

- Revenues have **increased** from the FY2023-2024 budget by \$1.4million or 10%.
- Expenses have **increased** from the FY2023-2024 budget by \$884,827 or 6.4%. Personnel costs increased due to merits, but no new positions are

requested. Operating cost increased due to Admin overhead, utilities and supplies. Contingency costs increased due to emergency repairs.

- Capital projects totaling \$180,000.

A summary for the Wastewater Fund is included as **Attachment H**.

Transit Fund Overview

- Revenues have **increased** from the FY2023-2024 budget by \$245,301 or 7%.
- 1 new full-time position and 2 part-time positions were added totaling \$146,650.
- Capital projects totaling \$10,790,000 which include Beaumont City & Transit Yard, Vehicles Lifts and a Comprehensive operations analysis.
- FY2024-2025 Transit Budget is balanced.

A summary for the Transit Fund is included as **Attachment I**.

All Funds

In addition to the major operating funds, there are many funds that are used to support operations and segregated funds that must be used for specific purposes. These other funds include development impact fees, community facilities district fees, grants funds, state/county pass through funds, and debt service funds.

All Funds	Revenues	Expenditures
	\$171,338,816	\$165,740,736

A summary for All Funds is included as **Attachment J**. Most of these funds are used to support programs or capital improvements and are transferred into the funds making the expenditure. A Schedule of Transfers has been included as **Attachment K**.

Personnel Changes

Personnel changes have been outlined in the highlights. A schedule of personnel changes has been included as **Attachment L**.

Capital Improvement Plan

Each year as part of the budgetary process, City Council adopts a five-year capital improvement plan (CIP) pursuant to California Government Code 65403. The City

Council reviewed the project requests for the FY 2024-2025 budget on the April 30, 2024, budget workshop.

Five-Year Capital Improvement Plan FY 2025-2029

An updated Five-Year Capital Improvement Plan is presented for the City Council to review and approve (**Attachment M**). The project list continues to provide a balance of projects City-wide, including street improvements, public safety, quality of life, facility maintenance and wastewater system improvements based on priorities of City Council. Projects are categorized by funding source, some of the funding sources are restricted funds that must be used to increase capacity of infrastructure and for a purpose consistent with the specified impact fee. These projects include the request made on April 30, 2024, for Street Sign replacements.

All FY 2024-2025 capital projects have been included in the FY 2024-2025 Citywide Budget.

Fiscal Impact:

This item sets the city-wide budget for FY 2024-2025 and provides expenditure authority for operations and FY2024-2025 capital improvements.

The estimated cost to prepare this report is \$2,000.

Recommended Action:

Hold a public hearing,

Waive the full reading and adopt by title only, "Resolution of the City Council of the City of Beaumont, Approving the Appropriation Limit for the 2024-2025 Fiscal Year,"

Waive the full reading and adopt by title only, "Resolution of the City Council of the City of Beaumont, California, Adopting an operating Budget of Expenditures for the Period of July 1, 2024 to June 30, 2025," and

Waive the full reading and adopt by title only, "A Resolution of the City Council of the City of Beaumont Adopting a Five-Year Capital Improvement Plan for Fiscal Years 2024/2025-2026/2029 and Related Prior Year CIP Project List."

Attachments:

- A. Gann Resolution
- B. Budget Resolution

- C. CIP Resolution
- D. FY 2024-25 Gann Worksheet
- E. FY 2024-2025 Programs by Department with Funding Sources
- F. FY 2024-2025 General Fund Revenues
- G. FY 2024-2025 General Fund Expenditures by Department
- H. FY 2024-2025 Wastewater Fund
- I. FY 2024-2025 Transit Fund
- J. FY 2024-2025 All Funds Summary
- K. FY 2024-2025 Schedule of Transfers
- L. FY2024-2025 Schedule of Personnel Changes
- M. Five Year Capital Improvement Plan FY 2025-2029

TABLE OF CONTENTS

Description of Revenue Sources

List of Acronyms and Abbreviations

CIP Project List

CIP Summary - By Funding

CIP Summary - By Project

CIP Summary - By Department



CAPITAL IMPROVEMENT PLAN Abbreviations and Descriptions

City of Beaumont
Capital Improvement Plan

Abbreviations

ARPA	American Rescue Plan Act
CA	California
CDBG	Community Development Block Grant
CFD	Community Facility District
CIP	Capital Improvement Plan
CNG	Compressed Natural Gas
COMDV	Community Development Department
COMSRV	Community Services Department
CRC	Community Recreation Center
DIF	Development Impact Fees
FED	Federal Government
FIRE	Fire Department
FY	Fiscal Year
ISF	Internal Service Fund
LCTOP	Low Carbon Transit Operations Program
LTF	Local Transportation Fund
MARA	Measure A Regional Arterial
OV	Oak Valley Parkway
PAYGO	Pay As You Go
PD	Police Department
PH	Phase
PLC	Programmable Logic Controller
PW	Public Works Department
RCFC	Riverside County Flood Control
RCTC	Riverside County Transportation Commission
RIV	Riverside County
RMRA	Road Maintenance and Rehabilitation Act
SGR	State of Good Repair Grant
SHSP	State Homeland Security Grant Program
SLFR	State and Local Fiscal Recovery Funds
STA	State Transit Assistance Grant
TCEP	Trade Corridor Enhancement Program
TRANSIT	Transit Department
TS	Traffic Signal
TUMF	Transportation Uniform Mitigation Fee
UPR	Union Pacific Railroad
VFD	Variable Frequency Drive
VFW	Veterans of Foreign Wars
WQMP	Water Quality Management Plan
WW	Wastewater Department
WWTP	Wastewater Treatment Plant

Description



CAPITAL IMPROVEMENT PLAN Abbreviations and Descriptions

City of Beaumont
Capital Improvement Plan

Descriptions

American Rescue Plan Act/State of California – Grant

California received over \$43 billion in combined recovery funds from the American Rescue Plan Act of 2021 to cover costs incurred between March 3, 2021, and December 31, 2024, to mitigate the impacts of the COVID-19 Pandemic, including \$27 billion in state fiscal recovery funds.

Bond

Municipal bonds are debt securities issued by states, cities, counties, and other governmental entities to fund day-to-day obligations and to finance capital projects.

Carl Moyer Program – Grant

California Air Resources Board provides monetary grants to private companies and public agencies to clean up their heavy-duty engines beyond that required by law through retrofitting, repowering, or replacing their engines with newer and cleaner ones.

Community Development Block Grant (CDBG)

The Federal Department of Housing and Urban Development (HUD) provides annual grants on a formula basis to states, cities, and counties to develop viable urban communities by providing decent housing and a suitable living environment, and by expanding economic opportunities, principally for low- and moderate-income persons.

Community Facility District (CFD)

A Special Tax District provided in State Law that funds the installation of public improvements or ongoing services within an identified area. A special tax is levied on taxable property within the district boundaries.

Development Impact Fees (DIF)

A one-time charge for new development is imposed under the Mitigation Fee Act. These fees are charged to new development to mitigate impacts resulting from the development activity and cannot be used to fund existing deficiencies.

General Fund

The fund is used to account for most financial resources and activities governed by the normal appropriation process.

Internal Service Fund (ISF)

A fund that accounts for goods or services provided to other internal departments on a cost-reimbursement basis. These funds are used to finance work done by internal services within the City, and they collect revenue by charging other departments for their services. This framework helps drive efficiency and reduce waste in the services provided.



CAPITAL IMPROVEMENT PLAN Abbreviations and Descriptions

**City of Beaumont
Capital Improvement Plan**

Low Carbon Transit Operations Program (LCTOP) – Grant

The California Department of Transportation (Caltrans) provides operating and capital assistance for transit agencies to reduce greenhouse gas emissions and improve mobility, with a priority on serving disadvantaged communities.

Local Transportation Fund (LTF) – Grant

Through the California Department of Transportation LTF is derived from a ¼ cent of the general sales tax collected statewide. The State Board of Equalization, based on sales tax collected in each county, returns the general sales tax revenues to each county's LTF. Each county then apportions the LTF funds within the country based on population.

Measure A (Local Streets and Roads)

The measure provides funding for major highway projects, passenger rail, public transit, motorist assistance, and local streets and roads throughout Riverside County through a half-cent sales tax.

PAYGO

The use of annual and/or one-time special tax revenues to directly fund the acquisition, construction, or improvement of Public Facilities, or to fund other authorized costs of a District.

Prop 68 – Grant

Proposition 68 authorized \$4 billion in general obligation bonds for state and local parks, environmental protection and restoration projects, water infrastructure projects, and flood protection projects.

Riverside County Transportation Commission (RCTC) – Measure A Regional Arterial (MARA)

The Sales tax revenues derived from Riverside County's voter-approved 2009 Measure A program include a certain percentage of funding for Western Riverside County Measure A Regional Arterial (MARA). The 2009 Measure A Expenditure Plan includes funding to widen existing roads and construct new roads on the regional arterial transportation system in Western Riverside County.

Riverside County Transportation Commission (RCTC) - Regional Arterial (RA)

The RCTC Regional Arterial (RA) funding is a voter-approved set-aside funding mechanism of \$135 million from Measure A and the Transportation Uniform Mitigation Fees (TUMF) for regional transportation projects in western Riverside County.

Riverside County Flood Control (RCFC) Cooperative Funding Agreement

This funding is part of the Riverside County Flood Control and Water Conservation District Capital Improvement Plan.

State Homeland Security Grant Program (SHSP) – Grant

The State of California through the County of Riverside Emergency Management Department (EMD) financially supports strategies to address planning, equipment, training, and exercise needs to respond to acts of terrorism or catastrophic emergencies and disasters.



CAPITAL IMPROVEMENT PLAN Abbreviations and Descriptions

City of Beaumont
Capital Improvement Plan

Senate Bill 1– Road Repair and Accountability Act (RMRA)

Senate Bill 1 (SB 1), commonly referred to as the Gas Tax, is the Road Repair and Accountability Act of 2017, which was approved by California’s Legislature and Governor in April 2017 and reaffirmed by voters in November 2018. The Gas Tax generates funds for our transportation infrastructure through increased gasoline taxes and annual vehicle fees.

State of Good Repair (SGR) – Grant

Provided through the Federal Transit Administration (FTA) capital assistance for maintenance, replacement, and rehabilitation projects of high-intensity fixed guideway and motorbus systems to help transit agencies maintain assets in a state of good repair in urbanized areas. Additionally, State of Good Repair formula grants are eligible for developing and implementing Transit Asset Management plans.

State and Local Fiscal Recovery Funds (SLFRF) – Grant

The American Rescue Plan Act was signed into law and established the Coronavirus State Fiscal Recovery Fund and Coronavirus Local Fiscal Recovery Funds, which together make up the Coronavirus State and Local Fiscal Recovery Funds (“SLFRF”) program. These grant funds were appropriated through Senate Bill 21-292 for victim's services programs and purposes related to populations who have been disproportionately negatively affected by the COVID-19 public health emergency. The funds were intended to decrease the impact of the pandemic including the loss of revenue that many agencies including non-profits experienced during the pandemic.

State Transit Assistance (STA) Grant

Funds are generated by a sales tax on fuel and diesel fuel. The amount of money available for transit agencies varies from year to year based on the ups and downs of diesel prices.

Transportation Uniform Mitigation Fee (TUMF)

A regional program that provides funding for transportation infrastructure in Western Riverside County, California. The program ensures that new development in the county pays for the increased traffic it

TUMF – Pass Zone - Transportation Improvement Program (TIP)

A comprehensive four-year regional spending plan for near-term transportation projects funded by TUMF.

Trade Corridor Enhancement Program (TCEP) CA – Grant

Funding for infrastructure improvements on federally designated Trade Corridors of National and Regional Significance, on California's portion of the National Highway Freight Network, as identified in the California Freight Mobility Plan, and along other corridors with a high freight movement volume. The Trade Corridor Enhancement Program will also support the goals of the National Highway Freight Program, the California Freight Mobility Plan, and the guiding principles in the California Sustainable Freight Action Plan.

Trade Corridor Enhancement Program (TCEP) FED – Grant

Provides funding for infrastructure improvements on certain federally designated roadways and other corridors that have a high volume of freight movement. It encompasses projects that contribute to the efficient movement of freight on corridors with high freight volumes.



CAPITAL IMPROVEMENT PLAN- ACTIVE AND FUTURE PROJECT LIST

City of Beaumont
Capital Improvement Plan

CIP Project	Responsible Department	Project Type	Estimated Project Cost	Programmed Project Funding	Unfunded Amount
2016-003 Potrero Interchange- Phase II	PW	Circulation	\$ 71,304,000	\$ 71,304,000	\$ -
2017-009 Pennsylvania Widening	PW	Circulation	\$ 11,392,600	\$ 11,392,600	\$ -
2017-012 Pennsylvania Ave/UPR Grade Separation	PW	Circulation	\$ 73,700,000	\$ 8,678,556	\$ (65,021,444)
2017-027 Oak Valley/I-10 Interchange Design	PW	Circulation	\$ 85,000,000	\$ 6,412,113	\$ (78,587,887)
2017-028 Fire Station No. 106	PW	Facilities	\$ 8,950,000	\$ 8,950,000	\$ -
2019-009 2nd Street Extension Feasibility / Design	PW	Circulation	\$ 200,000	\$ 200,000	\$ -
2019-019 Beaumont Master Drainage Plan - Line 2 Stage 1	PW	Infrastructure	\$ 5,000,000	\$ 5,000,000	\$ -
AD24-01 Local Government Radios	ADMIN	Equipment	\$ 295,000	\$ 295,000	\$ -
AD25-01 Vehicle for City Council Members	ADMIN	Vehicles	\$ 40,000	\$ 40,000	\$ -
CD-02 Leap Grant - Housing Element Update	COMDV	Housing	\$ 150,000	\$ 150,000	\$ -
CD-03 Downtown Revitalization/Grace Bldg/Real Estate Acquisition	COMDV	Planning	\$ 2,696,000	\$ 2,696,000	\$ -
CD-04 Zoning code update and citywide design guidelines	COMDV	Planning	\$ 350,000	\$ 350,000	\$ -
CD-05 Climate Action Plan	COMDV	Planning	\$ 350,000	\$ 350,000	\$ -
CF104 City Hall and BLDG B	COMSRV	Facilities	\$ 3,493,387	\$ 3,493,387	\$ -
F-02 CRC Improvement Project	COMSRV	Facilities	\$ 150,000	\$ 150,000	\$ -
F-03 City Hall Accessible Ramps	PW	Facilities	\$ 400,000	\$ 400,000	\$ -
F-04 Fire Squad	FIRE	Equipment	\$ 400,000	\$ 400,000	\$ -
F-05 Fire Station No 106 Equipment	COMSRV	Facilities	\$ 300,000	\$ 300,000	\$ -
F-06 City Hall Office Furniture	COMSRV	Facilities	\$ 115,000	\$ 115,000	\$ -
F-07 Pass Area Buisness Resource Center Building Repair	COMSRV	Facilities	\$ 325,000	\$ 325,000	\$ -
F25-01 CRC Improvements Phase 2	COMSRV	Facilities	\$ 300,000	\$ 300,000	\$ -
FUT01 California Grade Separation Design	PW	Infrastructure	\$ 1,000,000	\$ -	\$ (1,000,000)
FUT02 Community Center	COMSRV	Facilities	\$ 48,439,900	\$ -	\$ (48,439,900)
FUT03 Splash Pads (3)	COMSRV	Parks	\$ 4,450,000	\$ -	\$ (4,450,000)
FUT04 GYM	COMSRV	Facilities	\$ 11,676,400	\$ -	\$ (11,676,400)
FUT05 Fire Station N of I-10/ E of Bmt Ave	FIRE	Facilities	\$ 9,247,574	\$ -	\$ (9,247,574)
FUT06 Fire Station S of I-10/ E of Bmt Ave	FIRE	Facilities	\$ 9,247,574	\$ -	\$ (9,247,574)
FUT07 Highland Springs IC	PW	Circulation	\$ 30,000,000	\$ -	\$ (30,000,000)
FUT08 2080 General Plan Update	COMDV	Planning	\$ 989,400	\$ -	\$ (989,400)



CAPITAL IMPROVEMENT PLAN- ACTIVE AND FUTURE PROJECT LIST

City of Beaumont
Capital Improvement Plan

CIP Project	Responsible Department	Project Type	Estimated Project Cost	Programmed Project Funding	Unfunded Amount
FUT09 Zoning Code Update	COMDV	Planning	\$ 370,000	\$ -	\$ (370,000)
FUT10 Housing Element Update (2)	COMDV	Planning	\$ 594,000	\$ -	\$ (594,000)
FUT11 Emergency Operations Center	PD	Facilities	\$ 1,501,540	\$ -	\$ (1,501,540)
FUT12 Edison Easement Phase 2	COMSRV	Infrastructure	\$ 312,000	\$ -	\$ (312,000)
FUT13 Pennsylvania Avenue/Ramp Additions	PW	Circulation	\$ 80,000,000	\$ -	\$ (80,000,000)
FUT14 Wastewater Master Plan Facilities	WW	Infrastructure	\$ 104,889,600	\$ -	\$ (104,889,600)
ISFB-06 Police Station - HVAC	COMSRV	Facilities	\$ 157,791	\$ 157,791	\$ -
ISFB-07 Police Station - Concrete Walkway Trip Hazards	COMSRV	Facilities	\$ 25,000	\$ 25,000	\$ -
ISFB-08 Grounds Smart Irrigation	COMSRV	Facilities	\$ 109,000	\$ 109,000	\$ -
ISFB-10 Grace Roof Remove & Replace	COMSRV	Facilities	\$ 350,000	\$ 350,000	\$ -
ISFB-12 City Hall Gym Renovation	COMSRV	Facilities	\$ 246,000	\$ 246,000	\$ -
ISFB-13 Fire Station 66 Plumbing System Improvement Project	COMSRV	Facilities	\$ 108,000	\$ 108,000	\$ -
ISFB-14 Fire Station 66 Apparatus Bay Improvements	COMSRV	Facilities	\$ 162,000	\$ 162,000	\$ -
ISFB-15 Public Facilities Parking Lot Rehab Project	COMSRV	Facilities	\$ 200,000	\$ 200,000	\$ -
ISFB-16 City Hall Gym Rehabilitation Phase 2	COMSRV	Facilities	\$ 90,000	\$ 90,000	\$ -
ISFB-17 Citywide Facility Painting	COMSRV	Facilities	\$ 205,000	\$ 205,000	\$ -
ISFWW-01 Lift Station Spare Pump Program	WW	Infrastructure	\$ 300,000	\$ 300,000	\$ -
ISFWW-02 VFD	WW	Infrastructure	\$ 250,000	\$ 250,000	\$ -
IT25-01 New Vehicle - IT Dept	IT	Vehicles	\$ 50,000	\$ 50,000	\$ -
IT25-02 Integrated Alarm System	IT	Facilities	\$ 175,000	\$ 175,000	\$ -
IT25-03 Camera System	IT	Facilities	\$ 150,000	\$ 150,000	\$ -
IT25-04 City of Beaumont Server and Storage Refresh (Hardware)	IT	Equipment	\$ 150,000	\$ 150,000	\$ -
IT25-05 Network Hardware Refresh	IT	Equipment	\$ 170,000	\$ 170,000	\$ -
P-04 Sports Park Field Lighting and Field Expansion	COMSRV	Parks	\$ 6,319,884	\$ 6,319,884	\$ -
P-05 Nicklaus Park Field Lighting and Field Expansion	COMSRV	Parks	\$ 2,849,000	\$ 2,849,000	\$ -
P-09 Playgrounds & Shade Covers - Phase 1	COMSRV	Parks	\$ 500,000	\$ 500,000	\$ -
P-10 Stewart Park Redevelopment and Skate Park (Phase II)	COMSRV	Parks	\$ 6,200,000	\$ 3,100,000	\$ (3,100,000)
P-10 Stewart Park Redevelopment and Skate Park (Phase I)	COMSRV	Parks	\$ 10,000,000	\$ 9,524,853	\$ (475,147)
P-14 Memorial Park Plaza	COMSRV	Parks	\$ 1,750,000	\$ 1,750,000	\$ -



CAPITAL IMPROVEMENT PLAN- ACTIVE AND FUTURE PROJECT LIST

City of Beaumont
Capital Improvement Plan

CIP Project	Responsible Department	Project Type	Estimated Project Cost	Programmed Project Funding	Unfunded Amount
P-15 Memorial Park Plaza Cameras	COMSRV	Parks	\$ 50,000	\$ 50,000	\$ -
P-17 Master Park Plan - Citywide	COMSRV	Parks	\$ 250,000	\$ 250,000	\$ -
P-18 Palmer Park Dog Park	COMSRV	Parks	\$ 1,000,000	\$ 1,000,000	\$ -
P-19 Sports Park Facility Improvement/Restroom/Snack Bar	COMSRV	Parks	\$ 300,000	\$ 300,000	\$ -
P-20 Playgrounds With Shade - Phase 3	COMSRV	Parks	\$ -	\$ -	\$ -
P-21 Citywide Parks Infrastructure Improvement Project	COMSRV	Parks	\$ -	\$ -	\$ -
P-22 Modular Pump Track at the CRC	COMSRV	Facilities	\$ 55,000	\$ 55,000	\$ -
P-23 Overflow Parking Lot Lighting at the CRC	COMSRV	Facilities	\$ 224,400	\$ 224,400	\$ -
P25-01 Parks and Recreation Van	COMSRV	Vehicles	\$ 60,000	\$ 60,000	\$ -
P25-02 EV Charging Stations	TRANSIT	Equipment	\$ 220,000	\$ 220,000	\$ -
P25-03 Citywide Backflow Security Improvements	COMSRV	Facilities	\$ 70,000	\$ 70,000	\$ -
P25-04 Citywide Fencing Improvements	COMSRV	Facilities	\$ 150,000	\$ 150,000	\$ -
P25-05 Sports Park Playground Expansion and Fitness Court	COMSRV	Parks	\$ 852,651	\$ 852,651	\$ -
P25-06 Citywide Parks LED Conversion	COMSRV	Parks	\$ 75,000	\$ 75,000	\$ -
P25-07 Sports Park Field Lighting	COMSRV	Parks	\$ 350,000	\$ 350,000	\$ -
P25-08 Tow Behind Mower	COMSRV	Equipment	\$ 98,000	\$ 98,000	\$ -
P25-09 Mini Excavator	COMSRV	Equipment	\$ 27,500	\$ 27,500	\$ -
P25-10 3 Replacement Mowers	COMSRV	Equipment	\$ 113,400	\$ 113,400	\$ -
P26-01 Citywide Park Improvements Phase 4	COMSRV	Parks	\$ 250,000	\$ 250,000	\$ -
PS-02 Police Station Renovations	COMSRV	Facilities	\$ 425,000	\$ 425,000	\$ -
PS-03 Fire Station Renovations	COMSRV	Facilities	\$ 250,000	\$ 250,000	\$ -
PS-05 Fire Truck Purchase	FIRE	Vehicles	\$ 2,490,000	\$ 2,490,000	\$ -
PS-07 New Police Station Design	PW	Facilities	\$ 3,597,372	\$ 3,597,372	\$ -
PS-09 New Police Station Construction	PW	Facilities	\$ 50,000,000	\$ 1,000,000	\$ (49,000,000)
PS-10 Fire Station 66 Improvements Phase 2	COMSRV	Facilities	\$ 400,000	\$ 400,000	\$ -
PS25-01 Dispatch Console	PD	Facilities	\$ 132,743	\$ 132,743	\$ -
PS25-02 Commercial Enforcement Truck	PD	Vehicles	\$ 150,000	\$ 150,000	\$ -
PS25-03 Three (3) new gas powered motorcycles	PD	Facilities	\$ 126,462	\$ 126,462	\$ -
PS25-04 Five (5) replacement vehicles and one (1) replacement gas powe	PD	Vehicles	\$ 440,707	\$ 440,707	\$ -



CAPITAL IMPROVEMENT PLAN- ACTIVE AND FUTURE PROJECT LIST

City of Beaumont
Capital Improvement Plan

CIP Project	Responsible Department	Project Type	Estimated Project Cost	Programmed Project Funding	Unfunded Amount
PS26-01 Epoxy Sealer for both fire station apparatus bay floors	FIRE	Facilities	\$ 240,000	\$ 240,000	\$ -
R-01 Oak Valley Pkwy Expansion I10-Desert Lawn Phase 2	PW	Circulation	\$ 600,000	\$ 600,000	\$ -
R-07 Cherry Channel Drainage Project (cougar to OV parkway)	PW	Infrastructure	\$ 750,000	\$ 750,000	\$ -
R-12 2nd Street Extension Construction	PW	Circulation	\$ 4,800,000	\$ 4,800,000	\$ -
R-13 Citywide Traffic Signal Upgrade & Capacity Improvement Phase 3	PW	Circulation	\$ 274,400	\$ 274,400	\$ -
R-19 Downtown Street Light Replacement	PW	Infrastructure	\$ 1,000,000	\$ 1,000,000	\$ -
R-20 City-Wide Monument Program (Street & Parks)	PW	Infrastructure	\$ 2,000,000	\$ 2,000,000	\$ -
R-21 6th Street Medians	COMSRV	Circulation	\$ 2,000,000	\$ 2,000,000	\$ -
R-22 Public Works Corp Yard	PW	Facilities	\$ 1,000,000	\$ 1,000,000	\$ -
R-23 City-Wide Traffic Analysis	PW	Planning	\$ 250,000	\$ 250,000	\$ -
R-24 Citywide Street Rehabilitation & Maintenance	PW	Circulation	\$ 6,943,918	\$ 5,943,918	\$ (1,000,000)
R-25 3rd Street to California Ave Storm Drain	PW	Infrastructure	\$ 650,000	\$ 650,000	\$ -
R25-01 Citywide Street Rehabilitation and Maintenance FY25	PW	Circulation	\$ 4,259,166	\$ 4,259,166	\$ -
R25-02 Citywide Sidewalk Improvements FY25	PW	Circulation	\$ 130,000	\$ 130,000	\$ -
R25-03 Citywide Traffic Signal Upgrade & Capacity Improvement FY25	PW	Circulation	\$ 150,000	\$ 150,000	\$ -
R25-04 1st Street Widening Feasibility Study & Preliminary Engineering	PW	Planning	\$ 500,000	\$ 500,000	\$ -
R25-05 8th Street Sidewalk Feasibility & Preliminary Engineering	PW	Planning	\$ 50,000	\$ 50,000	\$ -
R25-06 Cougar and Beaumont Ave Traffic Signal Upgrade	PW	Circulation	\$ 200,000	\$ 200,000	\$ -
R25-07 Traffic Signal at OVP and Palm Avenue	PW	Circulation	\$ 600,000	\$ 600,000	\$ -
R25-08 Smart Technology Intersections Feasibility Study	PW	Planning	\$ 300,000	\$ 300,000	\$ -
R25-09 Purchase of Public Works Vehicle	PW	Vehicles	\$ 65,500	\$ 65,500	\$ -
R25-10 Purchase Flail Mower Skid Steer Attachment	PW	Equipment	\$ 30,000	\$ 30,000	\$ -
R25-11 Street Name Sign Replacement	PW	Infrastructure	\$ 400,000	\$ 400,000	\$ -
R-26 Pavement Management Study	PW	Planning	\$ 250,000	\$ 250,000	\$ -
R26-01 Citywide Street Rehabilitation and Maintenance FY26	PW	Circulation	\$ 4,339,539	\$ 4,339,539	\$ -
R26-02 Citywide Sidewalk Improvements FY26	PW	Circulation	\$ 130,000	\$ 130,000	\$ -
R26-03 Citywide Traffic Signal Upgrade & Capacity Improvement FY26	PW	Circulation	\$ 150,000	\$ 150,000	\$ -
R27-01 Citywide Street Rehabilitation and Maintenance FY27	PW	Circulation	\$ 4,429,263	\$ 4,429,263	\$ -
R27-02 Citywide Sidewalk Improvements FY27	PW	Circulation	\$ 130,000	\$ 130,000	\$ -



CAPITAL IMPROVEMENT PLAN- ACTIVE AND FUTURE PROJECT LIST

City of Beaumont
Capital Improvement Plan

CIP Project	Responsible Department	Project Type	Estimated Project Cost	Programmed Project Funding	Unfunded Amount
R27-03 Citywide Traffic Signal Upgrade & Capacity Improvement FY27	PW	Circulation	\$ 150,000	\$ 150,000	\$ -
R28-01 Citywide Street Rehabilitation and Maintenance FY28	PW	Circulation	\$ 4,524,375	\$ 4,524,375	\$ -
R28-02 Citywide Sidewalk Improvements FY28	PW	Circulation	\$ 130,000	\$ 130,000	\$ -
R28-03 Citywide Traffic Signal Upgrade & Capacity Improvement FY28	PW	Circulation	\$ 150,000	\$ 150,000	\$ -
R29-01 Citywide Street Rehabilitation and Maintenance FY29	PW	Circulation	\$ 4,622,192	\$ 4,622,192	\$ -
R29-02 Citywide Sidewalk Improvements FY 29	PW	Infrastructure	\$ 130,000	\$ 130,000	\$ -
R29-03 Citywide Traffic Signal Upgrade & Capacity Improvement FY 29	PW	Circulation	\$ 150,000	\$ 150,000	\$ -
R-30 Purchase Thermoplastic Equipment	PW	Equipment	\$ 195,000	\$ 195,000	\$ -
R-31 Purchase 12-Yard Dump Truck	PW	Vehicles	\$ 209,000	\$ 209,000	\$ -
R-34 Citywide Traffic Signal Upgrade & Capacity Improvement FY24	PW	Circulation	\$ 150,000	\$ 150,000	\$ -
R-36 Citywide Street Rehabilitation and Maintenance FY24	PW	Circulation	\$ 3,442,840	\$ 3,442,840	\$ -
R-37 Beaumont Avenue/ I-10 Interchange Project	PW	Circulation	\$ 500,000	\$ 500,000	\$ -
T-04 Shop Building Maintenance	COMSRV	Facilities	\$ 50,000	\$ 50,000	\$ -
T-05 Bus Wraps/ Brand Logo Update- Phase 1	TRANSIT	Vehicles	\$ 155,741	\$ 155,741	\$ -
T-07 Vehicle Replacements - Phase 1	TRANSIT	Vehicles	\$ 1,400,000	\$ 1,400,000	\$ -
T-08 Fleet Video Cameras	TRANSIT	Equipment	\$ 140,000	\$ 140,000	\$ -
T-12 2-Electric Support Vehicles	TRANSIT	Equipment	\$ 80,000	\$ 80,000	\$ -
T-13 Shop Truck	TRANSIT	Vehicles	\$ 150,000	\$ 150,000	\$ -
T-15 2-EZ Rider II Buses	TRANSIT	Vehicles	\$ 1,700,000	\$ 1,700,000	\$ -
T-20 Shop Support Vehicle Replacements 24-02	TRANSIT	Vehicles	\$ 120,000	\$ 120,000	\$ -
T-21 7 CNG EZ Rider II Replacement Vehicles 24-01	TRANSIT	Vehicles	\$ 6,350,000	\$ 6,350,000	\$ -
T23-02 MicroTRANSIT Feasibility Analysis	TRANSIT	Planning	\$ 100,000	\$ 100,000	\$ -
T24-03 Bus Stop Placement Improvement Plan.	TRANSIT	Infrastructure	\$ 40,000	\$ 40,000	\$ -
T24-04 Bus Stop Amenities and Improvements.	TRANSIT	Infrastructure	\$ 60,000	\$ 60,000	\$ -
T25-01 Beaumont City & Transit Yard	TRANSIT	Facilities	\$ 10,300,000	\$ 10,300,000	\$ -
T25-02 Vehicle Lifts	TRANSIT	Equipment	\$ 90,000	\$ 90,000	\$ -
T25-03 Comprehensive Operations Analysis	TRANSIT	Planning	\$ 400,000	\$ 400,000	\$ -
WW-01 I&I Rehabilitation Project - Phase 1	WW	Planning	\$ 200,000	\$ 200,000	\$ -
WW-02 I&I Rehabilitation Project - Phase 2 - Flow Meters	WW	Infrastructure	\$ 200,000	\$ 200,000	\$ -



CAPITAL IMPROVEMENT PLAN- ACTIVE AND FUTURE PROJECT LIST

City of Beaumont
Capital Improvement Plan

CIP Project	Responsible Department	Project Type	Estimated Project Cost	Programmed Project Funding	Unfunded Amount
WW-03 Wastewater Rate Study	WW	Planning	\$ 200,000	\$ 200,000	\$ -
WW-04 16" Mesa FoGrant- RCE Main and Pump Replacement Design	WW	Infrastructure	\$ 450,000	\$ 450,000	\$ -
WW-05 Mesa Lift Station - Wet Well Capacity Increase Design	WW	Infrastructure	\$ 400,000	\$ 400,000	\$ -
WW-06 4th Street Manhole Replacement	WW	Infrastructure	\$ 200,000	\$ 200,000	\$ -
WW-07 Oak Valley Lift Station Access Point	WW	Infrastructure	\$ 210,000	\$ 210,000	\$ -
WW-09 16" Mesa FoGrant- RCE Main Construction	WW	Infrastructure	\$ 3,800,000	\$ 3,800,000	\$ -
WW-11 Mesa Lift Station - Construction	WW	Infrastructure	\$ 10,000,000	\$ 7,990,129	\$ (2,009,871)
WW-12 Huber 4MM Coarse Screen Retrofit	WW	Infrastructure	\$ 50,000	\$ 50,000	\$ -
WW-13 RovverX Main Line Inspection System on 2023 Ford transit T350	WW	Vehicles	\$ 230,440	\$ 230,440	\$ -
WW-14 Recycled Water Study	WW	Planning	\$ 2,100,000	\$ 2,100,000	\$ -
WW24-01 WWTP Improvements	WW	Facilities	\$ 2,500,000	\$ 2,500,000	\$ -
WW25-01 Apron Lane Pipeline Replacement	WW	Infrastructure	\$ 315,316	\$ 315,316	\$ -
WW25-02 Edgar Ave Pipeline Replacement	WW	Infrastructure	\$ 676,494	\$ 676,494	\$ -
WW25-03 I&I Rehabilitation Project - Phase 3	WW	Infrastructure	\$ 200,000	\$ 200,000	\$ -
WW25-04 Lift Station Condition	WW	Planning	\$ 2,093,778	\$ 2,093,778	\$ -
WW25-05 On-going Pipeline Replacement Program	WW	Infrastructure	\$ 2,988,508	\$ 2,988,508	\$ -
WW25-06 RO Module Replacement	WW	Infrastructure	\$ 300,000	\$ 300,000	\$ -
WW25-07 Sewer Bridge Coating/Inspection	WW	Infrastructure	\$ 75,000	\$ 75,000	\$ -
WW25-08 UV Bulb Replacement	WW	Infrastructure	\$ 165,375	\$ 165,375	\$ -
WW25-09 Construction of Internet Service Junctions and Fleet Conduit	WW	Facilities	\$ 50,000	\$ 50,000	\$ -
WW25-10 Vehicle Request- Small Truck	WW	Vehicles	\$ 50,000	\$ 50,000	\$ -
WW25-11 Upper Oak Pump Capacity Study	WW	Planning	\$ 25,000	\$ 25,000	\$ -
WW25-12 Permanent Repair to Embankment adjacent to Oak Valley Pkw	WW	Infrastructure	\$ 789,000	\$ 789,000	\$ -
WW25-13 Sewer Improvements within City - Study	WW	Planning	\$ 25,000	\$ 25,000	\$ -
WW25-14 Beaumont Highlands Sewer Infrastructure Feasibility Study- So	WW	Planning	\$ 25,000	\$ 25,000	\$ -
WW25-15 WWTP Aeration Sleeves	WW	Infrastructure	\$ 355,000	\$ 355,000	\$ -
WW26-01 Office Expansion	WW	Facilities	\$ 500,000	\$ 500,000	\$ -
WW26-02 Illinois Ave Pipeline Replacement	WW	Infrastructure	\$ 400,000	\$ 400,000	\$ -
WW26-03 Oak Valley Pkwy Replace Gravity Main	WW	Infrastructure	\$ 276,000	\$ 276,000	\$ -



CAPITAL IMPROVEMENT PLAN- ACTIVE AND FUTURE PROJECT LIST

City of Beaumont
Capital Improvement Plan

CIP Project	Responsible Department	Project Type	Estimated Project Cost	Programmed Project Funding	Unfunded Amount
Total			\$ 762,264,730	\$ 260,352,393	\$ (501,912,337)

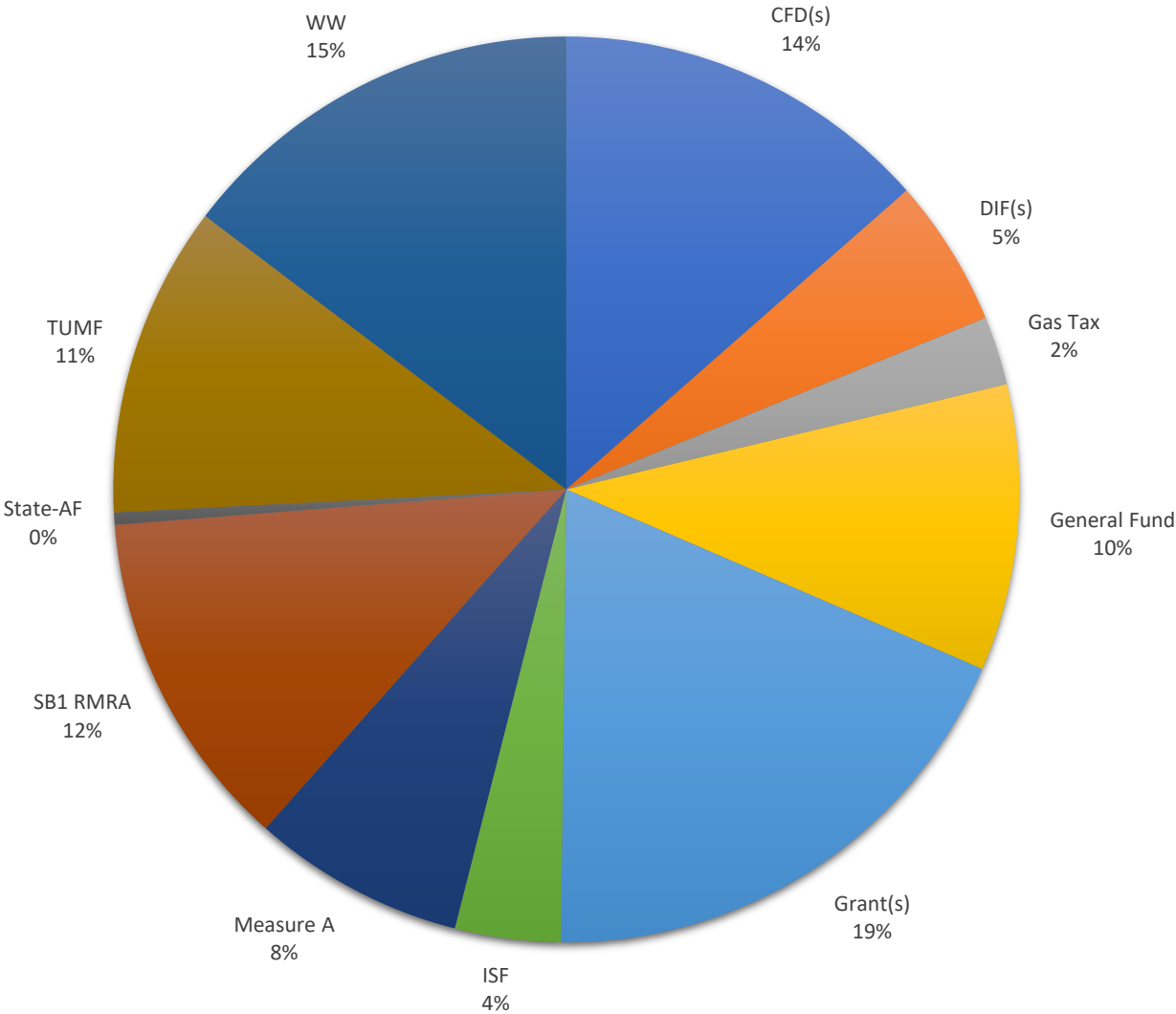


CIP SUMMARY - BY FUNDING

Capital Budget Category Overview

Project by Funding	5-Year CIP
CFD(s)	\$ 8,508,109
DIF(s)	\$ 3,327,651
Gas Tax	\$ 1,539,389
General Fund	\$ 6,433,243
Grant(s)	\$ 11,765,500
ISF	\$ 2,369,107
Measure A	\$ 4,776,000
SB1 RMRA	\$ 7,676,037
State-AF	\$ 276,462
TUMF	\$ 7,000,000
WW	\$ 9,234,471
Grand Total	\$ 62,905,969

Five-Year Capital Budget Category Overview





CIP SUMMARY - BY FUNDING

City of Beaumont
Capital Improvement Plan

Project by Funding	Prior Year	FY2025	FY2026	FY2027	FY2028	FY2029	5-Year CIP Total
FY2025- 2029 Five-Year CIP	\$14,804,000	\$34,091,504	\$10,428,289	\$ 6,210,261	\$ 6,020,803	\$ 6,155,112	\$62,905,969
CFD	\$ -	\$ 1,572,453	\$ 1,603,902	\$ 1,635,980	\$ 1,668,700	\$ 1,702,074	\$ 8,183,109
R25-01 Citywide Street Rehabilitation and Maintenance FY25	\$ -	\$ 1,572,453					\$ 1,572,453
R26-01 Citywide Street Rehabilitation and Maintenance	\$ -		\$ 1,603,902				\$ 1,603,902
R27-01 Citywide Street Rehabilitation and Maintenance	\$ -			\$ 1,635,980			\$ 1,635,980
R28-01 Citywide Street Rehabilitation and Maintenance	\$ -				\$ 1,668,700		\$ 1,668,700
R29-01 Citywide Street Rehabilitation and Maintenance	\$ -					\$ 1,702,074	\$ 1,702,074
CFD-510	\$ -	\$ 75,000	\$ 250,000				\$ 325,000
P25-06 Citywide Parks LED Conversion	\$ -	\$ 75,000					\$ 75,000
P26-01 Citywide Park Improvements Phase 4	\$ -		\$ 250,000				\$ 250,000
DIF - CPARK	\$ -	\$ 711,365					\$ 711,365
P25-05 Sports Park Playground Expansion and Fitness Court	\$ -	\$ 711,365					\$ 711,365
DIF - R&B	\$ -	\$ 550,000					\$ 550,000
R25-04 1st Street Widening Feasibility Study & Preliminary Engineering	\$ -	\$ 500,000					\$ 500,000
R25-05 8th Street Sidewalk Feasibility & Preliminary Engineering	\$ -	\$ 50,000					\$ 50,000
DIF - RPARK	\$ -	\$ 141,286					\$ 141,286
P25-05 Sports Park Playground Expansion and Fitness Court	\$ -	\$ 141,286					\$ 141,286
DIF - TS	\$ -	\$ 950,000	\$ 450,000	\$ 150,000	\$ 150,000	\$ 150,000	\$ 1,850,000
R25-03 Citywide Traffic Signal Upgrade & Capacity Improvement FY25	\$ -	\$ 150,000					\$ 150,000
R25-06 Cougar and Beaumont Ave Traffic Signal Upgrade	\$ -	\$ 200,000					\$ 200,000
R25-07 Traffic Signal at OVP and Palm Avenue	\$ -	\$ 300,000	\$ 300,000				\$ 600,000



CIP SUMMARY - BY FUNDING

City of Beaumont
Capital Improvement Plan

Project by Funding	Prior Year	FY2025	FY2026	FY2027	FY2028	FY2029	5-Year CIP Total
R25-08 Smart Technology Intersections Feasibility Study	\$ -	\$ 300,000					\$ 300,000
R26-03 Citywide Traffic Signal Upgrade & Capacity Improvement FY26	\$ -		\$ 150,000				\$ 150,000
R27-03 Citywide Traffic Signal Upgrade & Capacity Improvement FY27	\$ -			\$ 150,000			\$ 150,000
R28-03 Citywide Traffic Signal Upgrade & Capacity Improvement FY28	\$ -				\$ 150,000		\$ 150,000
R29-03 Citywide Traffic Signal Upgrade & Capacity Improvement FY 29	\$ -					\$ 150,000	\$ 150,000
DIF-WW	\$ -	\$ 75,000					\$ 75,000
WW25-11 Upper Oak Pump Capacity Study	\$ -	\$ 25,000					\$ 25,000
WW25-13 Sewer Improvements within City - Study	\$ -	\$ 25,000					\$ 25,000
WW25-14 Beaumont Highlands Sewer Infrastructure Feasibility Study- South of 1st Street	\$ -	\$ 25,000					\$ 25,000
Gas Tax	\$ -	\$ 320,442	\$ 314,033	\$ 307,752	\$ 301,597	\$ 295,565	\$ 1,539,389
R25-01 Citywide Street Rehabilitation and Maintenance FY25	\$ -	\$ 320,442					\$ 320,442
R26-01 Citywide Street Rehabilitation and Mai	\$ -		\$ 314,033				\$ 314,033
R27-01 Citywide Street Rehabilitation and Mai	\$ -			\$ 307,752			\$ 307,752
R28-01 Citywide Street Rehabilitation and Mai	\$ -				\$ 301,597		\$ 301,597
R29-01 Citywide Street Rehabilitation and Mai	\$ -					\$ 295,565	\$ 295,565
General Fund	\$ 8,304,000	\$ 6,193,243	\$ 120,000	\$ 120,000			\$ 6,433,243
2016-003 Potrero Interchange- Phase II	\$ 8,304,000	\$ 5,000,000					\$ 5,000,000
IT25-01 New Vehicle - IT Dept	\$ -	\$ 50,000					\$ 50,000
IT25-02 Integrated Alarm System	\$ -	\$ 175,000					\$ 175,000
IT25-03 Camera System	\$ -	\$ 150,000					\$ 150,000
P25-01 Parks and Recreation Van	\$ -	\$ 60,000					\$ 60,000



CIP SUMMARY - BY FUNDING

City of Beaumont
Capital Improvement Plan

Project by Funding	Prior Year	FY2025	FY2026	FY2027	FY2028	FY2029	5-Year CIP Total
P25-03 Citywide Backflow Security Improvements	\$ -	\$ 70,000					\$ 70,000
P25-08 Tow Behind Mower	\$ -	\$ 98,000					\$ 98,000
P25-09 Mini Excavator	\$ -	\$ 27,500					\$ 27,500
PS25-01 Dispatch Console	\$ -	\$ 132,743					\$ 132,743
PS26-01 Epoxy Sealer for both fire station apparatus bay floors	\$ -		\$ 120,000	\$ 120,000			\$ 240,000
R25-10 Purchase Flail Mower Skid Steer Attachment	\$ -	\$ 30,000					\$ 30,000
R25-11 Street Name Sign Replacement	\$ -	\$ 400,000					\$ 400,000
Grant	\$ -	\$10,390,000					\$10,390,000
T25-01 Beaumont City & Transit Yard	\$ -	\$10,300,000					\$10,300,000
T25-02 Vehicle Lifts	\$ -	\$ 90,000					\$ 90,000
Grant- AQMD	\$ -	\$ 215,500	\$ 110,000				\$ 325,500
AD25-01 Vehicle for City Council Members	\$ -	\$ 40,000					\$ 40,000
P25-02 EV Charging Stations	\$ -	\$ 110,000	\$ 110,000				\$ 220,000
R25-09 Purchase of Public Works Vehicle	\$ -	\$ 65,500					\$ 65,500
Grant- LTF	\$ -	\$ 200,000					\$ 200,000
T25-03 Comprehensive Operations Analysis	\$ -	\$ 200,000					\$ 200,000
Grant- STA	\$ -	\$ 200,000					\$ 200,000
T25-03 Comprehensive Operations Analysis	\$ -	\$ 200,000					\$ 200,000
Grant-CDBG	\$ -	\$ 130,000	\$ 130,000	\$ 130,000	\$ 130,000	\$ 130,000	\$ 650,000
R25-02 Citywide Sidewalk Improvements FY25	\$ -	\$ 130,000					\$ 130,000
R26-02 Citywide Sidewalk Improvements FY26	\$ -		\$ 130,000				\$ 130,000
R27-02 Citywide Sidewalk Improvements FY27	\$ -			\$ 130,000			\$ 130,000
R28-02 Citywide Sidewalk Improvements FY28	\$ -				\$ 130,000		\$ 130,000



CIP SUMMARY - BY FUNDING

City of Beaumont
Capital Improvement Plan

Project by Funding	Prior Year	FY2025	FY2026	FY2027	FY2028	FY2029	5-Year CIP Total
R29-02 Citywide Sidewalk Improvements FY 29	\$ -					\$ 130,000	\$ 130,000
ISF	\$ -	\$ 1,969,107	\$ 200,000	\$ 200,000			\$ 2,369,107
F25-01 CRC Improvements Phase 2	\$ -	\$ 300,000					\$ 300,000
ISFB-16 City Hall Gym Rehabilitation Phase 2	\$ -	\$ 90,000					\$ 90,000
ISFB-17 Citywide Facility Painting	\$ -	\$ 205,000					\$ 205,000
IT25-04 City of Beaumont Server and Storage Refresh (Hardware)	\$ -	\$ 150,000					\$ 150,000
IT25-05 Network Hardware Refresh	\$ -	\$ 170,000					\$ 170,000
P25-04 Citywide Fencing Improvements	\$ -	\$ 150,000					\$ 150,000
P25-07 Sports Park Field Lighting	\$ -	\$ 350,000					\$ 350,000
P25-10 3 Replacement Mowers	\$ -	\$ 113,400					\$ 113,400
PS-10 Fire Station 66 Improvements Phase 2	\$ -		\$ 200,000	\$ 200,000			\$ 400,000
PS25-04 Five (5) replacement vehicles and one (1) replacement gas powered motorcycle	\$ -	\$ 440,707					\$ 440,707
Measure A	\$ -	\$ 918,000	\$ 936,000	\$ 955,000	\$ 974,000	\$ 993,000	\$ 4,776,000
R25-01 Citywide Street Rehabilitation and Maintenance FY25	\$ -	\$ 918,000					\$ 918,000
R26-01 Citywide Street Rehabilitation and Maintenance FY26	\$ -		\$ 936,000				\$ 936,000
R27-01 Citywide Street Rehabilitation and Maintenance FY27	\$ -			\$ 955,000			\$ 955,000
R28-01 Citywide Street Rehabilitation and Maintenance FY28	\$ -				\$ 974,000		\$ 974,000
R29-01 Citywide Street Rehabilitation and Maintenance FY29	\$ -					\$ 993,000	\$ 993,000
SB1 RMRA	\$ -	\$ 1,448,271	\$ 1,485,604	\$ 1,530,531	\$ 1,580,078	\$ 1,631,553	\$ 7,676,037
R25-01 Citywide Street Rehabilitation and Maintenance FY25	\$ -	\$ 1,448,271					\$ 1,448,271



CIP SUMMARY - BY FUNDING

City of Beaumont
Capital Improvement Plan

Project by Funding	Prior Year	FY2025	FY2026	FY2027	FY2028	FY2029	5-Year CIP Total
R26-01 Citywide Street Rehabilitation and Maintenance FY26	\$ -		\$ 1,485,604				\$ 1,485,604
R27-01 Citywide Street Rehabilitation and Maintenance FY27	\$ -			\$ 1,530,531			\$ 1,530,531
R28-01 Citywide Street Rehabilitation and Maintenance FY28	\$ -				\$ 1,580,078		\$ 1,580,078
R29-01 Citywide Street Rehabilitation and Maintenance FY29	\$ -					\$ 1,631,553	\$ 1,631,553
State-AF	\$ -	\$ 276,462					\$ 276,462
PS25-02 Commercial Enforcement Truck	\$ -	\$ 150,000					\$ 150,000
PS25-03 Three (3) new gas powered motorcycles	\$ -	\$ 126,462					\$ 126,462
TUMF - PASS	\$ 6,500,000	\$ 7,000,000					\$ 7,000,000
2016-003 Potrero Interchange- Phase II	\$ 6,500,000	\$ 7,000,000					\$ 7,000,000
WW-OP	\$ -	\$ 180,000	\$ 500,000				\$ 680,000
WW25-07 Sewer Bridge Coating/Inspection2	\$ -	\$ 75,000					\$ 75,000
WW25-09 Construction of Internet Service Junctions and Fleet Conduit	\$ -	\$ 50,000					\$ 50,000
WW25-10 Vehicle Request- Small Truck	\$ -	\$ 50,000					\$ 50,000
WW25-15 WWTP Aeration Sleeves	\$ -	\$ 5,000					\$ 5,000
WW26-01 Office Expansion	\$ -		\$ 500,000				\$ 500,000
WW-R&R	\$ -	\$ 575,375	\$ 4,328,750	\$ 1,180,998	\$ 1,216,428	\$ 1,252,920	\$ 8,554,471
WW25-01 Apron Lane Pipeline Replacement	\$ -		\$ 315,316				\$ 315,316
WW25-02 Edgar Ave Pipeline Replacement	\$ -		\$ 676,494				\$ 676,494
WW25-03 I&I Rehabilitation Project - Phase 3	\$ -		\$ 200,000				\$ 200,000
WW25-04 Lift Station Condition	\$ -	\$ 175,000	\$ 458,640	\$ 472,399	\$ 486,571	\$ 501,168	\$ 2,093,778
WW25-05 On-going Pipeline Replacement Program	\$ -	\$ 225,000	\$ 573,300	\$ 708,599	\$ 729,857	\$ 751,752	\$ 2,988,508
WW25-06 RO Module Replacement	\$ -		\$ 300,000				\$ 300,000



CIP SUMMARY - BY FUNDING

City of Beaumont
Capital Improvement Plan

Project by Funding	Prior Year	FY2025	FY2026	FY2027	FY2028	FY2029	5-Year CIP Total
WW25-08 UV Bulb Replacement	\$ -	\$ 165,375					\$ 165,375
WW25-12 Permanent Repair to Embankment adjacent to Oak Valley Pkwy	\$ -	\$ 10,000	\$ 779,000				\$ 789,000
WW25-15 WWTP Aeration Sleeves	\$ -		\$ 350,000				\$ 350,000
WW26-02 Illinois Ave Pipeline Replacement	\$ -		\$ 400,000				\$ 400,000
WW26-03 Oak Valley Pkwy Replace Gravity Main	\$ -		\$ 276,000				\$ 276,000
Grand Total	\$14,804,000	\$34,091,504	\$10,428,289	\$ 6,210,261	\$ 6,020,803	\$ 6,155,112	\$62,905,969

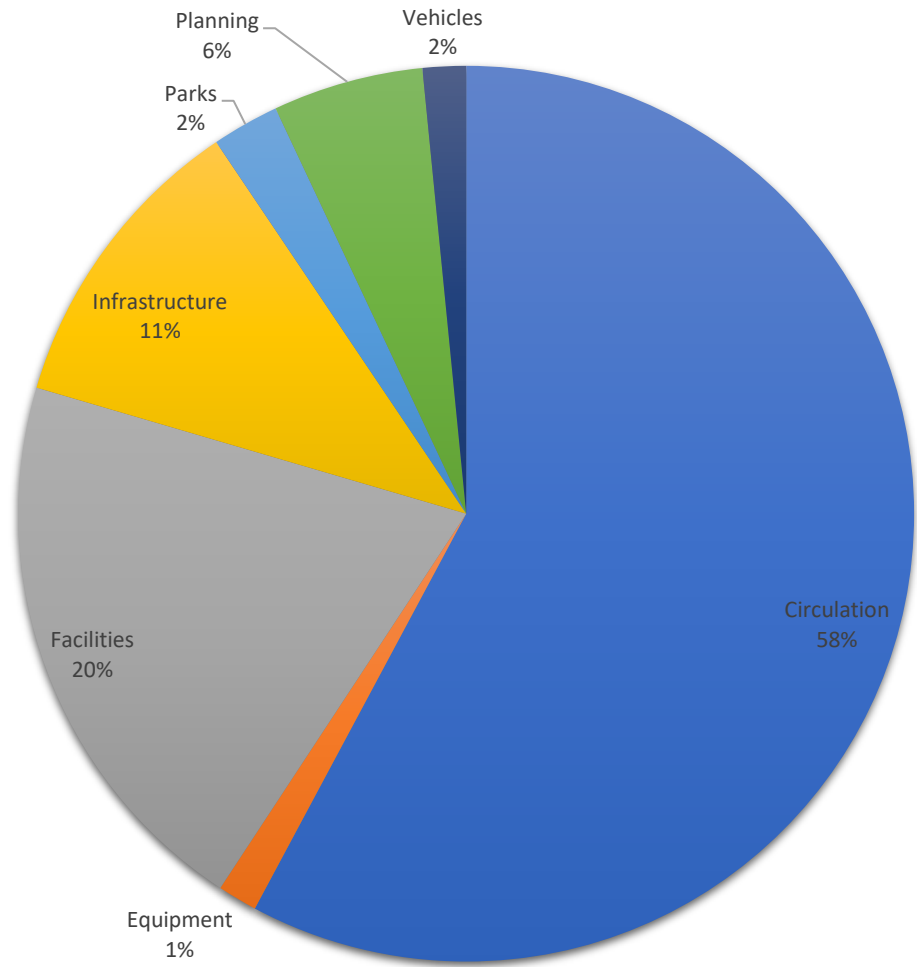


CIP SUMMARY - BY PROJECT

Capital Improvement Category Overview

Funding by Category	5-Year CIP
Circulation	\$ 36,374,535
Equipment	\$ 898,900
Facilities	\$ 12,762,743
Infrastructure	\$ 6,940,693
Parks	\$ 1,527,651
Planning	\$ 3,418,778
Vehicles	\$ 982,669
Grand Total	\$ 62,905,969

Capital Improvement Category Overview





CIP SUMMARY - BY PROJECT

Funding by Category	Prior Year(s)	FY2025	FY2026	FY2027	FY2028	FY2029	5-Year CIP Total
FY2025- 2029 Five-Year CIP	\$ 59,304,000	\$ 34,091,504	\$ 10,428,289	\$ 6,210,261	\$ 6,020,803	\$ 6,155,112	\$ 62,905,969
Circulation	\$ 59,304,000	\$ 17,039,166	\$ 4,919,539	\$ 4,709,263	\$ 4,804,375	\$ 4,902,192	\$ 36,374,535
2016-003 Potrero Interchange- Phase II	\$ 59,304,000	\$ 12,000,000					\$ 12,000,000
CIP Fund Balance	\$ 1,474,690						\$ -
DIF - R&B	\$ 1,525,310						\$ -
General Fund	\$ 8,304,000	\$ 5,000,000					\$ 5,000,000
Grant- TCEP-CA	\$ 7,500,000						\$ -
Grant- TCEP-FED	\$ 26,000,000						\$ -
RCTC-MARA	\$ 8,000,000						\$ -
TUMF - PASS	\$ 6,500,000	\$ 7,000,000					\$ 7,000,000
R25-01 Citywide Street Rehabilitation and Maintenance FY25	\$ -	\$ 4,259,166					\$ 4,259,166
CFD	\$ -	\$ 1,572,453					\$ 1,572,453
Gas Tax	\$ -	\$ 320,442					\$ 320,442
Measure A	\$ -	\$ 918,000					\$ 918,000
SB1 RMRA	\$ -	\$ 1,448,271					\$ 1,448,271
R25-02 Citywide Sidewalk Improvements FY25	\$ -	\$ 130,000					\$ 130,000
Grant-CDBG	\$ -	\$ 130,000					\$ 130,000
R25-03 Citywide Traffic Signal Upgrade & Capacity Improvement FY25	\$ -	\$ 150,000					\$ 150,000
DIF - TS	\$ -	\$ 150,000					\$ 150,000
R25-06 Cougar and Beaumont Ave Traffic Signal Upgrade	\$ -	\$ 200,000					\$ 200,000
DIF - TS	\$ -	\$ 200,000					\$ 200,000
R25-07 Traffic Signal at OVP and Palm Avenue	\$ -	\$ 300,000	\$ 300,000				\$ 600,000
DIF - TS	\$ -	\$ 300,000	\$ 300,000				\$ 600,000
R26-01 Citywide Street Rehabilitation and Maintenance FY26	\$ -		\$ 4,339,539				\$ 4,339,539
CFD	\$ -		\$ 1,603,902				\$ 1,603,902
Gas Tax	\$ -		\$ 314,033				\$ 314,033



CIP SUMMARY - BY PROJECT

Funding by Category	Prior Year(s)	FY2025	FY2026	FY2027	FY2028	FY2029	5-Year CIP Total
Measure A	\$ -		\$ 936,000				\$ 936,000
SB1 RMRA	\$ -		\$ 1,485,604				\$ 1,485,604
R26-02 Citywide Sidewalk Improvements FY26	\$ -		\$ 130,000				\$ 130,000
Grant-CDBG	\$ -		\$ 130,000				\$ 130,000
R26-03 Citywide Traffic Signal Upgrade & Capacity Improvement FY26	\$ -		\$ 150,000				\$ 150,000
DIF - TS	\$ -		\$ 150,000				\$ 150,000
R27-01 Citywide Street Rehabilitation and Maintenance FY27	\$ -			\$ 4,429,263			\$ 4,429,263
CFD	\$ -			\$ 1,635,980			\$ 1,635,980
Gas Tax	\$ -			\$ 307,752			\$ 307,752
Measure A	\$ -			\$ 955,000			\$ 955,000
SB1 RMRA	\$ -			\$ 1,530,531			\$ 1,530,531
R27-02 Citywide Sidewalk Improvements FY27	\$ -			\$ 130,000			\$ 130,000
Grant-CDBG	\$ -			\$ 130,000			\$ 130,000
R27-03 Citywide Traffic Signal Upgrade & Capacity Improvement FY27	\$ -			\$ 150,000			\$ 150,000
DIF - TS	\$ -			\$ 150,000			\$ 150,000
R28-01 Citywide Street Rehabilitation and Maintenance FY28	\$ -				\$ 4,524,375		\$ 4,524,375
CFD	\$ -				\$ 1,668,700		\$ 1,668,700
Gas Tax	\$ -				\$ 301,597		\$ 301,597
Measure A	\$ -				\$ 974,000		\$ 974,000
SB1 RMRA	\$ -				\$ 1,580,078		\$ 1,580,078
R28-02 Citywide Sidewalk Improvements FY28	\$ -				\$ 130,000		\$ 130,000
Grant-CDBG	\$ -				\$ 130,000		\$ 130,000
R28-03 Citywide Traffic Signal Upgrade & Capacity Improvement FY28	\$ -				\$ 150,000		\$ 150,000
DIF - TS	\$ -				\$ 150,000		\$ 150,000



CIP SUMMARY - BY PROJECT

Funding by Category	Prior Year(s)	FY2025	FY2026	FY2027	FY2028	FY2029	5-Year CIP Total
R29-01 Citywide Street Rehabilitation and Maintenance FY29	\$ -					\$ 4,622,192	\$ 4,622,192
CFD	\$ -					\$ 1,702,074	\$ 1,702,074
Gas Tax	\$ -					\$ 295,565	\$ 295,565
Measure A	\$ -					\$ 993,000	\$ 993,000
SB1 RMRA	\$ -					\$ 1,631,553	\$ 1,631,553
R29-02 Citywide Sidewalk Improvements FY 29	\$ -					\$ 130,000	\$ 130,000
Grant-CDBG	\$ -					\$ 130,000	\$ 130,000
R29-03 Citywide Traffic Signal Upgrade & Capacity Improvement FY 29	\$ -					\$ 150,000	\$ 150,000
DIF - TS	\$ -					\$ 150,000	\$ 150,000
Equipment	\$ -	\$ 788,900	\$ 110,000				\$ 898,900
IT25-04 City of Beaumont Server and Storage Refresh (Hardware)	\$ -	\$ 150,000					\$ 150,000
ISF	\$ -	\$ 150,000					\$ 150,000
IT25-05 Network Hardware Refresh	\$ -	\$ 170,000					\$ 170,000
ISF	\$ -	\$ 170,000					\$ 170,000
P25-02 EV Charging Stations	\$ -	\$ 110,000	\$ 110,000				\$ 220,000
Grant- AQMD	\$ -	\$ 110,000	\$ 110,000				\$ 220,000
P25-08 Tow Behind Mower	\$ -	\$ 98,000					\$ 98,000
General Fund	\$ -	\$ 98,000					\$ 98,000
P25-09 Mini Excavator	\$ -	\$ 27,500					\$ 27,500
General Fund	\$ -	\$ 27,500					\$ 27,500
P25-10 3 Replacement Mowers	\$ -	\$ 113,400					\$ 113,400
ISF	\$ -	\$ 113,400					\$ 113,400
R25-10 Purchase Flail Mower Skid Steer Attachment	\$ -	\$ 30,000					\$ 30,000
General Fund	\$ -	\$ 30,000					\$ 30,000
T25-02 Vehicle Lifts	\$ -	\$ 90,000					\$ 90,000
Grant	\$ -	\$ 90,000					\$ 90,000



CIP SUMMARY - BY PROJECT

Funding by Category	Prior Year(s)	FY2025	FY2026	FY2027	FY2028	FY2029	5-Year CIP Total
Facilities	\$ -	\$ 11,622,743	\$ 820,000	\$ 320,000			\$ 12,762,743
F25-01 CRC Improvements Phase 2	\$ -	\$ 300,000					\$ 300,000
ISF	\$ -	\$ 300,000					\$ 300,000
ISFB-16 City Hall Gym Rehabilitation Phase 2	\$ -	\$ 90,000					\$ 90,000
ISF	\$ -	\$ 90,000					\$ 90,000
ISFB-17 Citywide Facility Painting	\$ -	\$ 205,000					\$ 205,000
ISF	\$ -	\$ 205,000					\$ 205,000
IT25-02 Integrated Alarm System	\$ -	\$ 175,000					\$ 175,000
General Fund	\$ -	\$ 175,000					\$ 175,000
IT25-03 Camera System	\$ -	\$ 150,000					\$ 150,000
General Fund	\$ -	\$ 150,000					\$ 150,000
P25-03 Citywide Backflow Security Improvements	\$ -	\$ 70,000					\$ 70,000
General Fund	\$ -	\$ 70,000					\$ 70,000
P25-04 Citywide Fencing Improvements	\$ -	\$ 150,000					\$ 150,000
ISF	\$ -	\$ 150,000					\$ 150,000
PS-10 Fire Station 66 Improvements Phase 2	\$ -		\$ 200,000	\$ 200,000			\$ 400,000
ISF	\$ -		\$ 200,000	\$ 200,000			\$ 400,000
PS25-01 Dispatch Console	\$ -	\$ 132,743					\$ 132,743
General Fund	\$ -	\$ 132,743					\$ 132,743
PS26-01 Epoxy Sealer for both fire station apparatus bay floors	\$ -		\$ 120,000	\$ 120,000			\$ 240,000
General Fund	\$ -		\$ 120,000	\$ 120,000			\$ 240,000
T25-01 Beaumont City & Transit Yard	\$ -	\$ 10,300,000					\$ 10,300,000
Grant	\$ -	\$ 10,300,000					\$ 10,300,000
WW25-09 Construction of Internet Service Junctions and Fleet Conduit	\$ -	\$ 50,000					\$ 50,000
WW-OP	\$ -	\$ 50,000					\$ 50,000
WW26-01 Office Expansion	\$ -		\$ 500,000				\$ 500,000
WW-OP	\$ -		\$ 500,000				\$ 500,000



CIP SUMMARY - BY PROJECT

City of Beaumont
Capital Improvement Plan

Funding by Category	Prior Year(s)	FY2025	FY2026	FY2027	FY2028	FY2029	5-Year CIP Total
Infrastructure	\$ -	\$ 880,375	\$ 3,870,110	\$ 708,599	\$ 729,857	\$ 751,752	\$ 6,940,693
R25-11 Street Name Sign Replacement	\$ -	\$ 400,000					\$ 400,000
General Fund	\$ -	\$ 400,000					\$ 400,000
WW25-01 Apron Lane Pipeline Replacement	\$ -		\$ 315,316				\$ 315,316
WW-R&R	\$ -		\$ 315,316				\$ 315,316
WW25-02 Edgar Ave Pipeline Replacement	\$ -		\$ 676,494				\$ 676,494
WW-R&R	\$ -		\$ 676,494				\$ 676,494
WW25-03 I&I Rehabilitation Project - Phase 3	\$ -		\$ 200,000				\$ 200,000
WW-R&R	\$ -		\$ 200,000				\$ 200,000
WW25-05 On-going Pipeline Replacement Program	\$ -	\$ 225,000	\$ 573,300	\$ 708,599	\$ 729,857	\$ 751,752	\$ 2,988,508
WW-R&R	\$ -	\$ 225,000	\$ 573,300	\$ 708,599	\$ 729,857	\$ 751,752	\$ 2,988,508
WW25-06 RO Module Replacement	\$ -		\$ 300,000				\$ 300,000
WW-R&R	\$ -		\$ 300,000				\$ 300,000
WW25-07 Sewer Bridge Coating/Inspection	\$ -	\$ 75,000					\$ 75,000
WW-OP	\$ -	\$ 75,000					\$ 75,000
WW25-08 UV Bulb Replacement	\$ -	\$ 165,375					\$ 165,375
WW-R&R	\$ -	\$ 165,375					\$ 165,375
WW25-12 Permanent Repair to Embankment adjacent to Oak Valley Pkwy	\$ -	\$ 10,000	\$ 779,000				\$ 789,000
WW-R&R	\$ -	\$ 10,000	\$ 779,000				\$ 789,000
WW25-15 WWTP Aeration Sleeves	\$ -	\$ 5,000	\$ 350,000				\$ 355,000
WW-OP	\$ -	\$ 5,000					\$ 5,000
WW-R&R	\$ -		\$ 350,000				\$ 350,000
WW26-02 Illinois Ave Pipeline Replacement	\$ -		\$ 400,000				\$ 400,000
WW-R&R	\$ -		\$ 400,000				\$ 400,000
WW26-03 Oak Valley Pkwy Replace Gravity Main	\$ -		\$ 276,000				\$ 276,000
WW-R&R	\$ -		\$ 276,000				\$ 276,000
Parks	\$ -	\$ 1,277,651	\$ 250,000				\$ 1,527,651

Funding by Project



CIP SUMMARY - BY PROJECT

Funding by Category	Prior Year(s)	FY2025	FY2026	FY2027	FY2028	FY2029	5-Year CIP Total
P25-05 Sports Park Playground Expansion and Fitness Court	\$ -	\$ 852,651					\$ 852,651
DIF - CPARK	\$ -	\$ 711,365					\$ 711,365
DIF - RPARK	\$ -	\$ 141,286					\$ 141,286
General Fund	\$ -						\$ -
P25-06 Citywide Parks LED Conversion	\$ -	\$ 75,000					\$ 75,000
CFD-510	\$ -	\$ 75,000					\$ 75,000
P25-07 Sports Park Field Lighting	\$ -	\$ 350,000					\$ 350,000
ISF	\$ -	\$ 350,000					\$ 350,000
P26-01 Citywide Park Improvements Phase 4	\$ -		\$ 250,000				\$ 250,000
CFD-510	\$ -		\$ 250,000				\$ 250,000
Planning	\$ -	\$ 1,500,000	\$ 458,640	\$ 472,399	\$ 486,571	\$ 501,168	\$ 3,418,778
R25-04 1st Street Widening Feasibility Study & Preliminary Engineering	\$ -	\$ 500,000					\$ 500,000
DIF - R&B	\$ -	\$ 500,000					\$ 500,000
R25-05 8th Street Sidewalk Feasibility & Preliminary Engineering	\$ -	\$ 50,000					\$ 50,000
DIF - R&B	\$ -	\$ 50,000					\$ 50,000
R25-08 Smart Technology Intersections Feasibility Study	\$ -	\$ 300,000					\$ 300,000
DIF - TS	\$ -	\$ 300,000					\$ 300,000
T25-03 Comprehensive Operations Analysis	\$ -	\$ 400,000					\$ 400,000
Grant- LTF	\$ -	\$ 200,000					\$ 200,000
Grant- STA	\$ -	\$ 200,000					\$ 200,000
WW25-04 Lift Station Condition	\$ -	\$ 175,000	\$ 458,640	\$ 472,399	\$ 486,571	\$ 501,168	\$ 2,093,778
WW-R&R	\$ -	\$ 175,000	\$ 458,640	\$ 472,399	\$ 486,571	\$ 501,168	\$ 2,093,778
WW25-11 Upper Oak Pump Capacity Study	\$ -	\$ 25,000					\$ 25,000
DIF-WW	\$ -	\$ 25,000					\$ 25,000
WW25-13 Sewer Improvements within City - Study	\$ -	\$ 25,000					\$ 25,000



CIP SUMMARY - BY PROJECT

City of Beaumont
Capital Improvement Plan

Funding by Category	Prior Year(s)	FY2025	FY2026	FY2027	FY2028	FY2029	5-Year CIP Total
DIF-WW	\$ -	\$ 25,000					\$ 25,000
WW25-14 Beaumont Highlands Sewer Infrastructure Feasibility Study- South of 1st Street	\$ -	\$ 25,000					\$ 25,000
DIF-WW	\$ -	\$ 25,000					\$ 25,000
Vehicles	\$ -	\$ 982,669					\$ 982,669
AD25-01 Vehicle for City Council Members	\$ -	\$ 40,000					\$ 40,000
Grant- AQMD	\$ -	\$ 40,000					\$ 40,000
IT25-01 New Vehicle - IT Dept	\$ -	\$ 50,000					\$ 50,000
General Fund	\$ -	\$ 50,000					\$ 50,000
P25-01 Parks and Recreation Van	\$ -	\$ 60,000					\$ 60,000
General Fund	\$ -	\$ 60,000					\$ 60,000
PS25-02 Commercial Enforcement Truck	\$ -	\$ 150,000					\$ 150,000
State-AF	\$ -	\$ 150,000					\$ 150,000
PS25-03 Three (3) new gas powered motorcycles	\$ -	\$ 126,462					\$ 126,462
State-AF	\$ -	\$ 126,462					\$ 126,462
PS25-04 Five (5) replacement vehicles and one (1) replacement gas powered motorcycle	\$ -	\$ 440,707					\$ 440,707
ISF	\$ -	\$ 440,707					\$ 440,707
R25-09 Purchase of Public Works Vehicle	\$ -	\$ 65,500					\$ 65,500
Grant- AQMD	\$ -	\$ 65,500					\$ 65,500
WW25-10 Vehicle Request- Small Truck	\$ -	\$ 50,000					\$ 50,000
WW-OP	\$ -	\$ 50,000					\$ 50,000
Grand Total	\$ 59,304,000	\$ 34,091,504	\$ 10,428,289	\$ 6,210,261	\$ 6,020,803	\$ 6,155,112	\$ 62,905,969

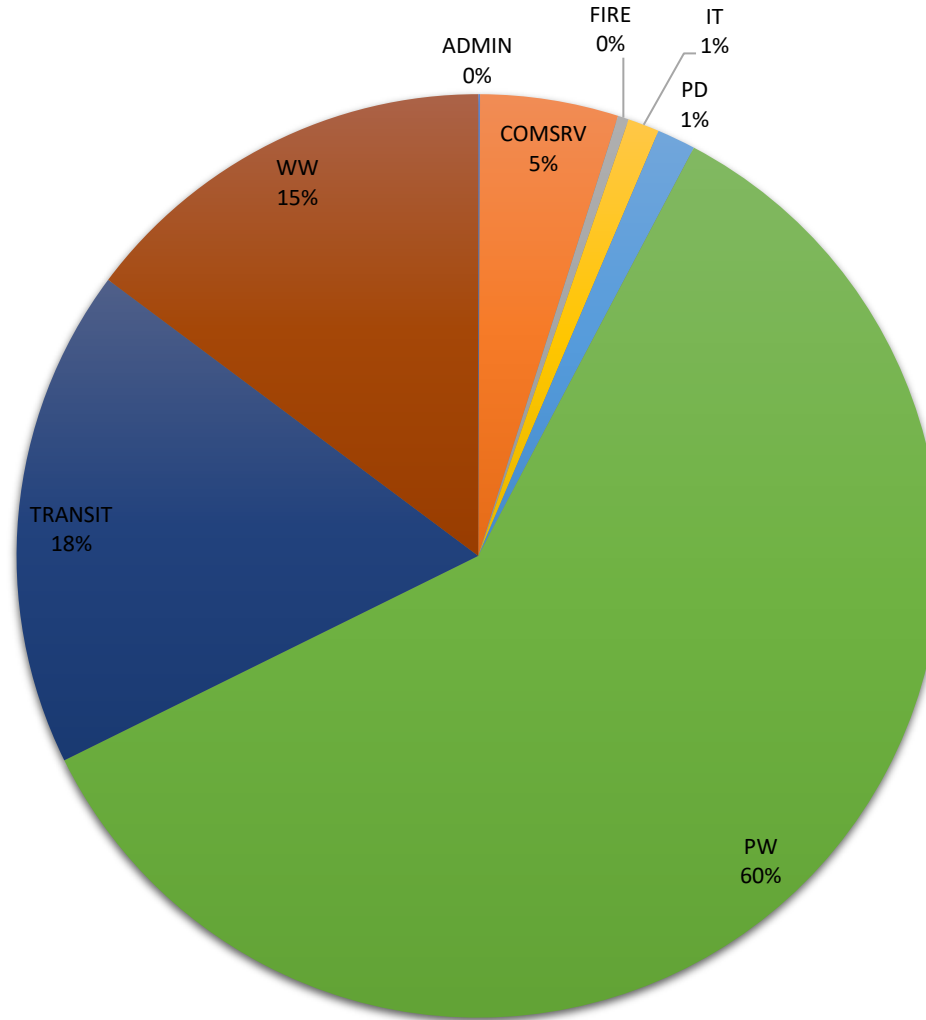


CIP SUMMARY - BY DEPARTMENT

Capital Department Category Overview

Funding by Department	5-Year CIP
ADMIN	\$ 40,000
COMSRV	\$ 3,041,551
FIRE	\$ 240,000
IT	\$ 695,000
PD	\$ 849,912
PW	\$ 37,720,035
TRANSIT	\$ 11,010,000
WW	\$ 9,309,471
Grand Total	\$ 62,905,969

Capital Department Category Overview





CIP SUMMARY - BY DEPARTMENT

City of Beaumont
Capital Improvement Plan

Funding by Department	Prior Year(s)	FY2025	FY2026	FY2027	FY2028	FY2029	5-Year CIP Total
FY2025- 2029 Five-Year CIP	\$ 59,304,000	\$ 34,091,504	\$ 10,428,289	\$ 6,210,261	\$ 6,020,803	\$ 6,155,112	\$ 62,905,969
ADMIN	\$ -	\$ 40,000					\$ 40,000
AD25-01 Vehicle for City Council Members	\$ -	\$ 40,000					\$ 40,000
Grant- AQMD	\$ -	\$ 40,000					\$ 40,000
COMSRV	\$ -	\$ 2,391,551	\$ 450,000	\$ 200,000			\$ 3,041,551
F25-01 CRC Improvements Phase 2	\$ -	\$ 300,000					\$ 300,000
ISF	\$ -	\$ 300,000					\$ 300,000
ISFB-16 City Hall Gym Rehabilitation Phase 2	\$ -	\$ 90,000					\$ 90,000
ISF	\$ -	\$ 90,000					\$ 90,000
ISFB-17 Citywide Facility Painting	\$ -	\$ 205,000					\$ 205,000
ISF	\$ -	\$ 205,000					\$ 205,000
P25-01 Parks and Recreation Van	\$ -	\$ 60,000					\$ 60,000
General Fund	\$ -	\$ 60,000					\$ 60,000
P25-03 Citywide Backflow Security Improvements	\$ -	\$ 70,000					\$ 70,000
General Fund	\$ -	\$ 70,000					\$ 70,000
P25-04 Citywide Fencing Improvements	\$ -	\$ 150,000					\$ 150,000
ISF	\$ -	\$ 150,000					\$ 150,000
P25-05 Sports Park Playground Expansion and Fitness Court	\$ -	\$ 852,651					\$ 852,651
DIF - CPARK	\$ -	\$ 711,365					\$ 711,365
DIF - RPARK	\$ -	\$ 141,286					\$ 141,286
General Fund	\$ -						\$ -
P25-06 Citywide Parks LED Conversion	\$ -	\$ 75,000					\$ 75,000
CFD-510	\$ -	\$ 75,000					\$ 75,000
P25-07 Sports Park Field Lighting	\$ -	\$ 350,000					\$ 350,000
ISF	\$ -	\$ 350,000					\$ 350,000
P25-08 Tow Behind Mower	\$ -	\$ 98,000					\$ 98,000
General Fund	\$ -	\$ 98,000					\$ 98,000
P25-09 Mini Excavator	\$ -	\$ 27,500					\$ 27,500



CIP SUMMARY - BY DEPARTMENT

Funding by Department	Prior Year(s)	FY2025	FY2026	FY2027	FY2028	FY2029	5-Year CIP Total
General Fund	\$ -	\$ 27,500					\$ 27,500
P25-10 3 Replacement Mowers	\$ -	\$ 113,400					\$ 113,400
ISF	\$ -	\$ 113,400					\$ 113,400
P26-01 Citywide Park Improvements Phase 4	\$ -		\$ 250,000				\$ 250,000
CFD-510	\$ -		\$ 250,000				\$ 250,000
PS-10 Fire Station 66 Improvements Phase 2	\$ -		\$ 200,000	\$ 200,000			\$ 400,000
ISF	\$ -		\$ 200,000	\$ 200,000			\$ 400,000
FIRE	\$ -		\$ 120,000	\$ 120,000			\$ 240,000
PS26-01 Epoxy Sealer for both fire station apparatus bay floors	\$ -		\$ 120,000	\$ 120,000			\$ 240,000
General Fund	\$ -		\$ 120,000	\$ 120,000			\$ 240,000
IT	\$ -	\$ 695,000					\$ 695,000
IT25-01 New Vehicle - IT Dept	\$ -	\$ 50,000					\$ 50,000
General Fund	\$ -	\$ 50,000					\$ 50,000
IT25-02 Integrated Alarm System	\$ -	\$ 175,000					\$ 175,000
General Fund	\$ -	\$ 175,000					\$ 175,000
IT25-03 Camera System	\$ -	\$ 150,000					\$ 150,000
General Fund	\$ -	\$ 150,000					\$ 150,000
IT25-04 City of Beaumont Server and Storage Refresh (Hardware)	\$ -	\$ 150,000					\$ 150,000
ISF	\$ -	\$ 150,000					\$ 150,000
IT25-05 Network Hardware Refresh	\$ -	\$ 170,000					\$ 170,000
ISF	\$ -	\$ 170,000					\$ 170,000
PD	\$ -	\$ 849,912					\$ 849,912
PS25-01 Dispatch Console	\$ -	\$ 132,743					\$ 132,743
General Fund	\$ -	\$ 132,743					\$ 132,743
PS25-02 Commercial Enforcement Truck	\$ -	\$ 150,000					\$ 150,000
State-AF	\$ -	\$ 150,000					\$ 150,000
PS25-03 Three (3) new gas powered motorcycles	\$ -	\$ 126,462					\$ 126,462



CIP SUMMARY - BY DEPARTMENT

Funding by Department	Prior Year(s)	FY2025	FY2026	FY2027	FY2028	FY2029	5-Year CIP Total
State-AF	\$ -	\$ 126,462					\$ 126,462
PS25-04 Five (5) replacement vehicles and one (1) replacement gas powered motorcycle	\$ -	\$ 440,707					\$ 440,707
ISF	\$ -	\$ 440,707					\$ 440,707
PW	\$ 59,304,000	\$ 18,384,666	\$ 4,919,539	\$ 4,709,263	\$ 4,804,375	\$ 4,902,192	\$ 37,720,035
2016-003 Potrero Interchange- Phase II	\$ 59,304,000	\$ 12,000,000					\$ 12,000,000
CIP Fund Balance	\$ 1,474,690						\$ -
DIF - R&B	\$ 1,525,310						\$ -
General Fund	\$ 8,304,000	\$ 5,000,000					\$ 5,000,000
Grant- TCEP-CA	\$ 7,500,000						\$ -
Grant- TCEP-FED	\$ 26,000,000						\$ -
RCTC-MARA	\$ 8,000,000						\$ -
TUMF - PASS	\$ 6,500,000	\$ 7,000,000					\$ 7,000,000
R25-01 Citywide Street Rehabilitation and Maintenance FY25	\$ -	\$ 4,259,166					\$ 4,259,166
CFD	\$ -	\$ 1,572,453					\$ 1,572,453
Gas Tax	\$ -	\$ 320,442					\$ 320,442
Measure A	\$ -	\$ 918,000					\$ 918,000
SB1 RMRA	\$ -	\$ 1,448,271					\$ 1,448,271
R25-02 Citywide Sidewalk Improvements FY25	\$ -	\$ 130,000					\$ 130,000
Grant-CDBG	\$ -	\$ 130,000					\$ 130,000
R25-03 Citywide Traffic Signal Upgrade & Capacity Improvement FY25	\$ -	\$ 150,000					\$ 150,000
DIF - TS	\$ -	\$ 150,000					\$ 150,000
R25-04 1st Street Widening Feasibility Study & Preliminary Engineering	\$ -	\$ 500,000					\$ 500,000
DIF - R&B	\$ -	\$ 500,000					\$ 500,000
R25-05 8th Street Sidewalk Feasibility & Preliminary Engineering	\$ -	\$ 50,000					\$ 50,000
DIF - R&B	\$ -	\$ 50,000					\$ 50,000



CIP SUMMARY - BY DEPARTMENT

Funding by Department	Prior Year(s)	FY2025	FY2026	FY2027	FY2028	FY2029	5-Year CIP Total
R25-06 Cougar and Beaumont Ave Traffic Signal Upgrade	\$ -	\$ 200,000					\$ 200,000
DIF - TS	\$ -	\$ 200,000					\$ 200,000
R25-07 Traffic Signal at OVP and Palm Avenue	\$ -	\$ 300,000	\$ 300,000				\$ 600,000
DIF - TS	\$ -	\$ 300,000	\$ 300,000				\$ 600,000
R25-08 Smart Technology Intersections Feasibility Study	\$ -	\$ 300,000					\$ 300,000
DIF - TS	\$ -	\$ 300,000					\$ 300,000
R25-09 Purchase of Public Works Vehicle	\$ -	\$ 65,500					\$ 65,500
Grant- AQMD	\$ -	\$ 65,500					\$ 65,500
R25-10 Purchase Flail Mower Skid Steer Attachment	\$ -	\$ 30,000					\$ 30,000
General Fund	\$ -	\$ 30,000					\$ 30,000
R25-11 Street Name Sign Replacement	\$ -	\$ 400,000					\$ 400,000
General Fund	\$ -	\$ 400,000					\$ 400,000
R26-01 Citywide Street Rehabilitation and Maintenance FY26	\$ -		\$ 4,339,539				\$ 4,339,539
CFD	\$ -		\$ 1,603,902				\$ 1,603,902
Gas Tax	\$ -		\$ 314,033				\$ 314,033
Measure A	\$ -		\$ 936,000				\$ 936,000
SB1 RMRA	\$ -		\$ 1,485,604				\$ 1,485,604
R26-02 Citywide Sidewalk Improvements FY26	\$ -		\$ 130,000				\$ 130,000
Grant-CDBG	\$ -		\$ 130,000				\$ 130,000
R26-03 Citywide Traffic Signal Upgrade & Capacity Improvement FY26	\$ -		\$ 150,000				\$ 150,000
DIF - TS	\$ -		\$ 150,000				\$ 150,000
R27-01 Citywide Street Rehabilitation and Maintenance FY27	\$ -			\$ 4,429,263			\$ 4,429,263
CFD	\$ -			\$ 1,635,980			\$ 1,635,980
Gas Tax	\$ -			\$ 307,752			\$ 307,752



CIP SUMMARY - BY DEPARTMENT

City of Beaumont
Capital Improvement Plan

Funding by Department	Prior Year(s)	FY2025	FY2026	FY2027	FY2028	FY2029	5-Year CIP Total
Measure A	\$ -			\$ 955,000			\$ 955,000
SB1 RMRA	\$ -			\$ 1,530,531			\$ 1,530,531
R27-02 Citywide Sidewalk Improvements FY27	\$ -			\$ 130,000			\$ 130,000
Grant-CDBG	\$ -			\$ 130,000			\$ 130,000
R27-03 Citywide Traffic Signal Upgrade & Capacity Improvement FY27	\$ -			\$ 150,000			\$ 150,000
DIF - TS	\$ -			\$ 150,000			\$ 150,000
R28-01 Citywide Street Rehabilitation and Maintenance FY28	\$ -				\$ 4,524,375		\$ 4,524,375
CFD	\$ -				\$ 1,668,700		\$ 1,668,700
Gas Tax	\$ -				\$ 301,597		\$ 301,597
Measure A	\$ -				\$ 974,000		\$ 974,000
SB1 RMRA	\$ -				\$ 1,580,078		\$ 1,580,078
R28-02 Citywide Sidewalk Improvements FY28	\$ -				\$ 130,000		\$ 130,000
Grant-CDBG	\$ -				\$ 130,000		\$ 130,000
R28-03 Citywide Traffic Signal Upgrade & Capacity Improvement FY28	\$ -				\$ 150,000		\$ 150,000
DIF - TS	\$ -				\$ 150,000		\$ 150,000
R29-01 Citywide Street Rehabilitation and Maintenance FY29	\$ -					\$ 4,622,192	\$ 4,622,192
CFD	\$ -					\$ 1,702,074	\$ 1,702,074
Gas Tax	\$ -					\$ 295,565	\$ 295,565
Measure A	\$ -					\$ 993,000	\$ 993,000
SB1 RMRA	\$ -					\$ 1,631,553	\$ 1,631,553
R29-02 Citywide Sidewalk Improvements FY 29	\$ -					\$ 130,000	\$ 130,000
Grant-CDBG	\$ -					\$ 130,000	\$ 130,000
R29-03 Citywide Traffic Signal Upgrade & Capacity Improvement FY 29	\$ -					\$ 150,000	\$ 150,000
DIF - TS	\$ -					\$ 150,000	\$ 150,000
TRANSIT	\$ -	\$ 10,900,000	\$ 110,000				\$ 11,010,000



CIP SUMMARY - BY DEPARTMENT

City of Beaumont
Capital Improvement Plan

Funding by Department	Prior Year(s)	FY2025	FY2026	FY2027	FY2028	FY2029	5-Year CIP Total
P25-02 EV Charging Stations	\$ -	\$ 110,000	\$ 110,000				\$ 220,000
Grant- AQMD	\$ -	\$ 110,000	\$ 110,000				\$ 220,000
T25-01 Beaumont City & Transit Yard	\$ -	\$ 10,300,000					\$ 10,300,000
Grant	\$ -	\$ 10,300,000					\$ 10,300,000
T25-02 Vehicle Lifts	\$ -	\$ 90,000					\$ 90,000
Grant	\$ -	\$ 90,000					\$ 90,000
T25-03 Comprehensive Operations Analysis	\$ -	\$ 400,000					\$ 400,000
Grant- LTF	\$ -	\$ 200,000					\$ 200,000
Grant- STA	\$ -	\$ 200,000					\$ 200,000
WW	\$ -	\$ 830,375	\$ 4,828,750	\$ 1,180,998	\$ 1,216,428	\$ 1,252,920	\$ 9,309,471
WW25-01 Apron Lane Pipeline Replacement	\$ -		\$ 315,316				\$ 315,316
WW-R&R	\$ -		\$ 315,316				\$ 315,316
WW25-02 Edgar Ave Pipeline Replacement	\$ -		\$ 676,494				\$ 676,494
WW-R&R	\$ -		\$ 676,494				\$ 676,494
WW25-03 I&I Rehabilitation Project - Phase 3	\$ -		\$ 200,000				\$ 200,000
WW-R&R	\$ -		\$ 200,000				\$ 200,000
WW25-04 Lift Station Condition	\$ -	\$ 175,000	\$ 458,640	\$ 472,399	\$ 486,571	\$ 501,168	\$ 2,093,778
WW-R&R	\$ -	\$ 175,000	\$ 458,640	\$ 472,399	\$ 486,571	\$ 501,168	\$ 2,093,778
WW25-05 On-going Pipeline Replacement Program	\$ -	\$ 225,000	\$ 573,300	\$ 708,599	\$ 729,857	\$ 751,752	\$ 2,988,508
WW-R&R	\$ -	\$ 225,000	\$ 573,300	\$ 708,599	\$ 729,857	\$ 751,752	\$ 2,988,508
WW25-06 RO Module Replacement	\$ -		\$ 300,000				\$ 300,000
WW-R&R	\$ -		\$ 300,000				\$ 300,000
WW25-07 Sewer Bridge Coating/Inspection	\$ -	\$ 75,000					\$ 75,000
WW-OP	\$ -	\$ 75,000					\$ 75,000
WW25-08 UV Bulb Replacement	\$ -	\$ 165,375					\$ 165,375
WW-R&R	\$ -	\$ 165,375					\$ 165,375
WW25-09 Construction of Internet Service Junctions and Fleet Conduit	\$ -	\$ 50,000					\$ 50,000
WW-OP	\$ -	\$ 50,000					\$ 50,000

Funding by Department



CIP SUMMARY - BY DEPARTMENT

City of Beaumont
Capital Improvement Plan

Funding by Department	Prior Year(s)	FY2025	FY2026	FY2027	FY2028	FY2029	5-Year CIP Total
WW25-10 Vehicle Request- Small Truck	\$ -	\$ 50,000					\$ 50,000
WW-OP	\$ -	\$ 50,000					\$ 50,000
WW25-11 Upper Oak Pump Capacity Study	\$ -	\$ 25,000					\$ 25,000
DIF-WW	\$ -	\$ 25,000					\$ 25,000
WW25-12 Permanent Repair to Embankment adjacent to Oak Valley Pkwy	\$ -	\$ 10,000	\$ 779,000				\$ 789,000
WW-R&R	\$ -	\$ 10,000	\$ 779,000				\$ 789,000
WW25-13 Sewer Improvements within City - Study	\$ -	\$ 25,000					\$ 25,000
DIF-WW	\$ -	\$ 25,000					\$ 25,000
WW25-14 Beaumont Highlands Sewer Infrastructure Feasibility Study- South of 1st Street	\$ -	\$ 25,000					\$ 25,000
DIF-WW	\$ -	\$ 25,000					\$ 25,000
WW25-15 WWTP Aeration Sleeves	\$ -	\$ 5,000	\$ 350,000				\$ 355,000
WW-OP	\$ -	\$ 5,000					\$ 5,000
WW-R&R	\$ -		\$ 350,000				\$ 350,000
WW26-01 Office Expansion	\$ -		\$ 500,000				\$ 500,000
WW-OP	\$ -		\$ 500,000				\$ 500,000
WW26-02 Illinois Ave Pipeline Replacement	\$ -		\$ 400,000				\$ 400,000
WW-R&R	\$ -		\$ 400,000				\$ 400,000
WW26-03 Oak Valley Pkwy Replace Gravity Main	\$ -		\$ 276,000				\$ 276,000
WW-R&R	\$ -		\$ 276,000				\$ 276,000
Grand Total	\$ 59,304,000	\$ 34,091,504	\$ 10,428,289	\$ 6,210,261	\$ 6,020,803	\$ 6,155,112	\$ 62,905,969