



# **Budget in Brief**

## **FY2025-2026**



550 E. Sixth Street  
Beaumont, CA 92223  
(951) 769-8520



# Budget Process

**01**

## Budget Development

Department heads start the process of preparing a proposed operating and Capital budget based on city goals.

**02**

## Preliminary Budget

City Manager and Budget Team review departments submittals.

**03**

## Proposed Budget

City Manager submits proposed budget for City Council to review during a Budget Workshop.

**04**

## Public Workshop

City Council holds a public meeting to review and adopt the proposed budget.

**05**

## Adopted Budget

City Council approves final budget.



## FY 2026 Citywide Budget \$172.7M

The City of Beaumont Adopted Budgets for fiscal year FY2025-2026 total \$172,795,275 revenue and \$166,895,707 expenses for all funds. Each fiscal year begins on July 1st and ends on June 30th. The total budget is broken down into seven fund groups, depending on the revenue source. These fund groups include the General Fund, Special Revenue Funds, Capital Projects Funds, Internal Service Funds, Enterprise (Proprietary) Funds, Fiduciary Funds and Debt Service Funds. The FY 2026 Citywide Budget for all funds is shown here.

### TOTAL ALL FUND REVENUES: \$172.7 MILLION

#### GENERAL FUND \$72,401,809 (42%)

The City's primary operating fund that consists of two funds: General and Self-Insurance funds. This fund supports most City Staff and Departments, except for Transit and Wastewater.

#### SPECIAL REVENUE FUNDS \$13,552,188 (8%)

Accounts for revenues that is restricted or committed for a specific purpose, including Community facilities districts (CFD), Development Impact Fees (DIF), Gas Taxes for road and street maintenance and special grants or donation funds.

#### CAPITAL PROJECTS FUNDS \$22,409,856 (13%)

Supports citywide capital projects, and revenues from the appropriated funding sources are transferred in to cover the Capital Improvement Plan.

#### INTERNAL SERVICE FUNDS \$2,442,685 (1%)

Supports City vehicle replacements, information technology, equipment and building maintenance.

#### ENTERPRISE FUNDS \$33,581,143 (19%)

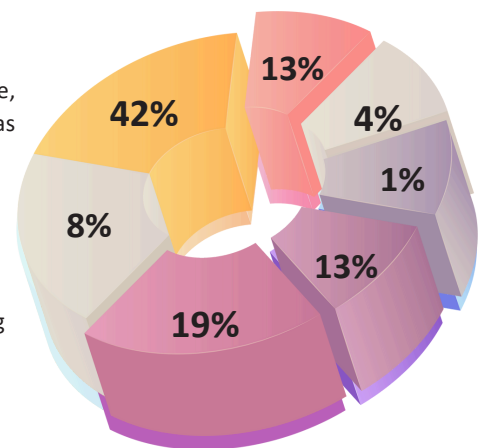
Includes Wastewater, Transit and capital project costs.

#### FIDUCIARY FUNDS \$22,203,976 (13%)

Accounts for assets that are held in trust for the City of Beaumont.

#### DEBT SERVICE FUNDS \$6,203,618 (4%)

Supports debt service costs to borrow money for the purpose of financing the acquisition of bonds, notes and other obligations.



# City Strategic Plan - ASPIRES

Accountability, Stewardship, Promote Trust, Integrity & Ethics, Responsibility, Excellence

Based on the community's feedback, the City is committed to providing core services to the community that ensure it remains a desirable place to live, work and play. Through responsible and professional leadership and in partnership with local agencies to achieve common goals and leverage area resources, the city will strive to improve the quality of life for all residents living and working in the community.

On January 29, 2025, the Beaumont City Council held an interactive strategic planning workshop and engaged in a participatory process along with staff and input from the community. The City of Beaumont's Strategic Plan is a demonstration to the City's dedication to enhancing the quality of life for an elevated community. The plan serves as an organizational document that charts the course for the City's future by focusing efforts on our current and future priorities.

During the strategic planning process, City Council established the following five major targets:

## Target 1: Communication and Relationships

## Target 2: Infrastructure, Projects and Traffic

## Target 3: Economic Development and Downtown Revitalization

## Target 4: Financial Stability and Resource Development

## Target 5: Quality of Life

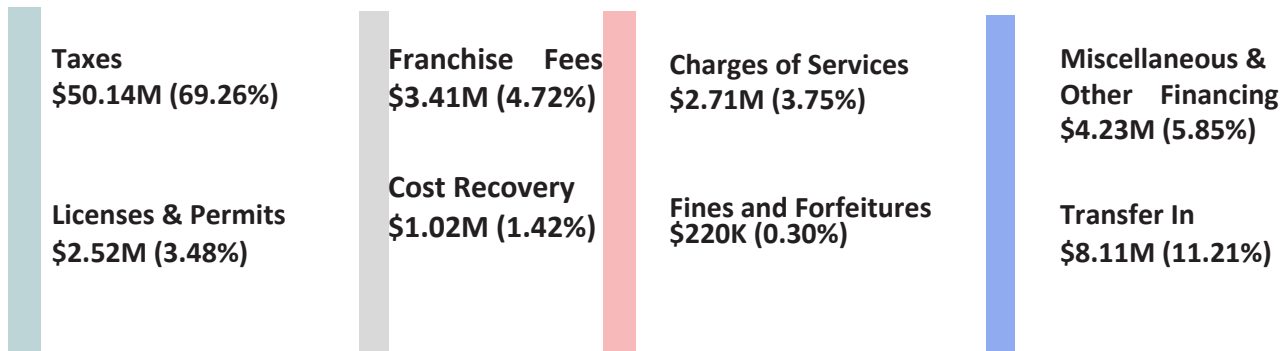
As part of the City's performance management efforts, the City has processes in place to make sure that we are responsibly reporting progress on the Plan. The City diligently works to communicate information related to the Strategic Plan with the community through multiple avenues. Staff developed a community outreach survey that circulated in the Fall of 2024 through the City's website, social media posts and in person pop-up events at local businesses.

# General Fund Revenues

**HOW IS THE CITY FUNDED?** The City's General Fund revenue portfolio is made up primarily from Taxes which includes Property Tax, Motor Vehicle In-Lieu taxes, Utility users tax and Sales Tax revenues. The remaining revenue sources are from licenses, permits, franchise taxes, charges for service, fines and forfeitures, cost recovery, miscellaneous revenue and other financing sources.

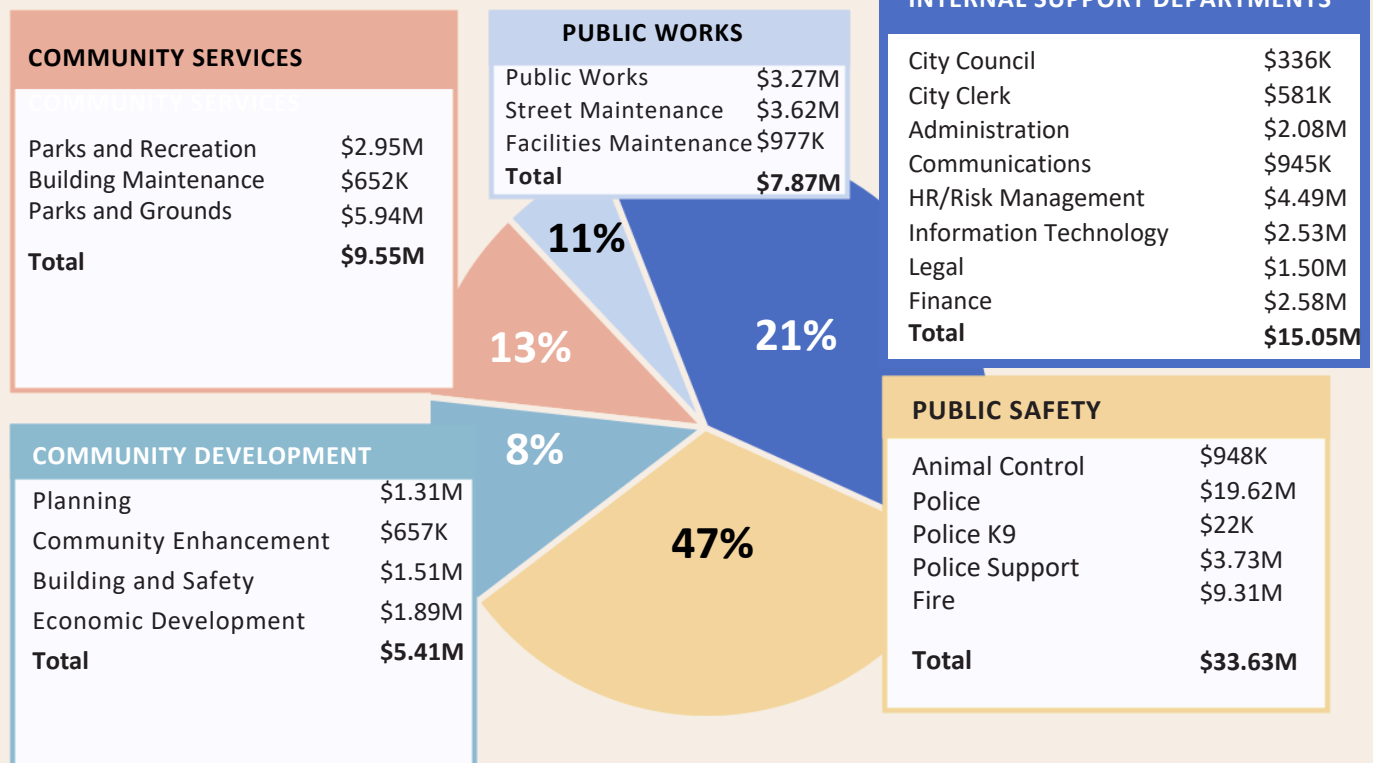
Total General Fund budgeted revenues are \$72.4 million in FY 2026. The FY 2026 budget is displayed here.

**Total \$72,401,809**



## General Fund Expenditures

**WHERE DO YOUR TAX DOLLARS AND FEE PAYMENTS GO?** The City's General Fund budget is a plan for providing essential services to the public. Based on the City's goals and other important initiatives, the budget includes enhancements to better serve the public and significant community investments. Total General Fund budgeted expenditures are \$72.11 million in FY 2026. Departments total \$71.51M, and Transfer Out for Capital Improvement total \$520K. The FY 2026 budget is displayed here.

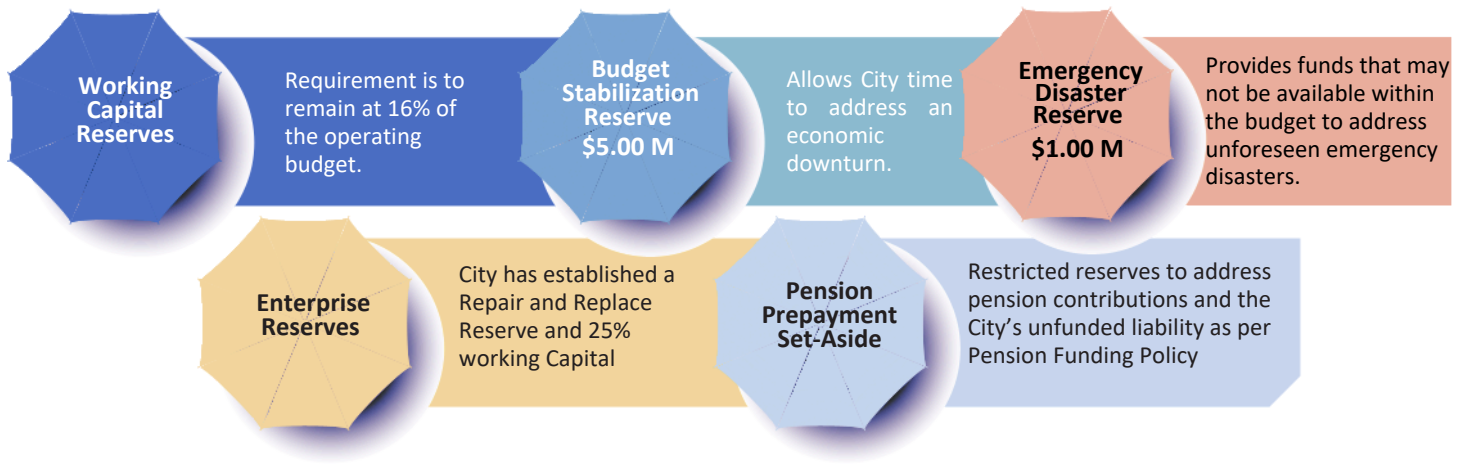


# City of Beaumont is Prepared

**Balanced Budget:** The City Council adopted a balanced budget for FY 2025-2026 on June 3, 2025, which is reviewed and updated periodically throughout the year.

- Budget compared to actual revenues received and actual expenditures are presented to Council and the public quarterly
- Assumptions and Long-term Forecasting for General Fund are shared with Council periodically

**Rainy Day Reserves:** The City has several reserves for unanticipated events, including:

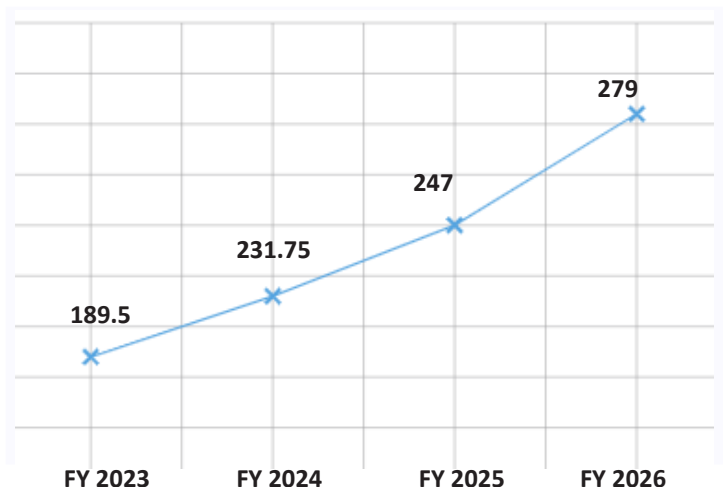


**Planning for Future Projects:** The City also has a 5-Year Capital Improvement Program that identifies future capital projects over the next 5 years and helps City staff and Council prepare to secure funding for those projects.

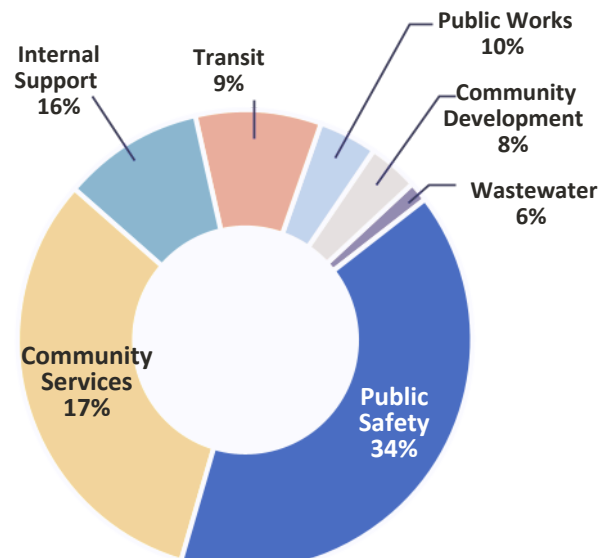
## City Staffing

The City's budget supports 279 full-time employees (FTEs), General Fund 237.25, Wastewater 16.0 and Transit 25.75. The City is actively building a dynamic and responsive workforce across a range of departments to better serve the community. The City recently added a total of 26.5 new positions in the following departments, City Clerk's Office, Administration, Communication, Finance, HR/Risk Management, Community Development, Community Services, Parks & Grounds, Community Enhancement, Police Department, Police Support, Public Works, Street Maintenance, and the new devised Facilities Maintenance department. Together, these positions represent a significant investment in operational excellence, community engagement, and sustainable development.

**Total Number of Full-Time City Employees**



**Percentage of Full-Time Equivalent Positions**



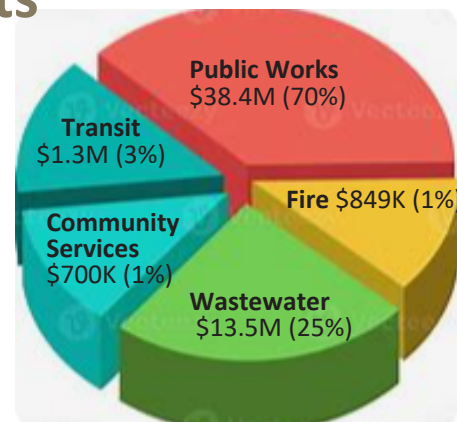


# Capital Improvement Plan

## FY2025-2026 Projects by Departments

The Capital Projects Budget includes long-term City infrastructure projects such as beautification improvements, street rehabilitations, sidewalk improvements and wastewater capital improvements, street sign replacements, equipment, public safety, parking, vehicle replacements, street paving, maintenance, and technology projects.

The City's capital projects budget (including new projects and recurring capital expenses) is \$21.9 million in FY 2026. Some of the Capital Improvement Projects for FY2026 are displayed here by departments.



### Community Services

- P26-01 Citywide Park Improvements - Wildflower Park
- P26-02 Market Night Generators
- P26-03 Light Towers
- P26-04 Boom Lift
- P26-05 City Hall Marquee Sign and Monument(s)

### Transit

- T24-04 Bus Stop Amenities and Improvements
- T25-01 Beaumont City & Transit Yard2

### Wastewater

- WW25-03 I&I Rehabilitation Project - Phase 3
- WW25-04 Lift Station Condition
- WW25-05 On-going Pipeline Replacement Program
- WW25-06 RO Module Replacement
- WW25-12 Permanent Repair to Embankment adjacent to Oak Valley Pkwy
- WW25-15 WWTP Aeration Sleeves
- WW26-01 Office Expansion
- WW26-02 Illinois Ave Pipeline Replacement
- WW26-03 Oak Valley Pkwy Replace Gravity Main
- WW26-04 WWTP Solar Generation
- WW26-05 Wastewater Master Plan
- WW26-06 Influent Flow Meter
- WW26-07 Centrifuges
- WW26-08 Noble Creek Feasibility Study
- WW26-09 Fine Screens
- WW26-10 Streambed Gauge- Location Assessment and Install

### Public Works

- F26-01 30-acre Development Study
- R25-07 Traffic Signal at OVP and Palm Avenue
- R26-01 Citywide Street Rehabilitation and Maintenance FY26
- R26-02 Citywide Sidewalk Improvements FY26
- R26-03 Citywide Traffic Signal Upgrade & Capacity Improvement FY26
- R26-04 Traffic Signal Installation at Future Location
- R26-05 Citywide Traffic Signal System Upgrade
- R26-07 Storm Drain Inlet Upgrades
- R26-08 Brookside Street Improvements
- R26-09 Traffic Signal Upgrade (Battery Backup System)
- R26-10 Desert Lawn Slope Restoration
- R26-11 California Grade Separation (PID)
- R26-12 Highland Springs & I-10 (PS&E)

### Fire

- PS26-01 Epoxy Sealer for both fire station apparatus bay floors
- PS26-02 Remodeling at Fire Station 66



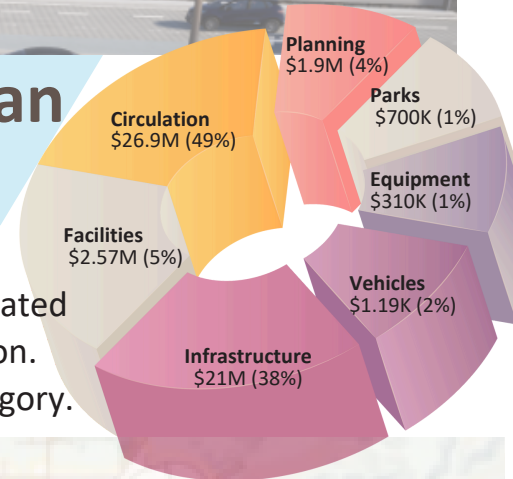
# Five-Year Capital Improvement Plan

FY 2026 - FY 2030

## Projects by Category

The City also has a 5-Year Capital Improvement Plan that lists anticipated capital projects for FY 2026 through FY 2030 is totaled to \$54.6 million.

The projected Capital Improvement plans are displayed here by category.



### City-Wide Circulation Improvements

- R25-07 City-Wide Traffic Signal at OVP and Palm Avenue
- R26-01 City-Wide Street Rehabilitation and Maintenance FY26
- R26-02 City-Wide Sidewalk Improvements FY26
- R26-03 City-Wide Traffic Signal Upgrade & Capacity Improvements FY26
- R26-04 Traffic Signal Installation at Future Location
- R26-05 Citywide Traffic Signal System Upgrade
- R27-01 City-Wide Street Rehabilitation and Maintenance FY27
- R27-02 City-Wide Sidewalk Improvements FY27
- R27-03 City-Wide Traffic Signal Upgrade & Capacity Improvements FY27
- R28-01 City-Wide Street Rehabilitation and Maintenance FY28
- R28-02 City-Wide Sidewalk Improvements FY28
- R28-03 City-Wide Traffic Signal Upgrade & Capacity Improvements FY28
- R29-01 City-Wide Street Rehabilitation and Maintenance FY29
- R29-02 City-Wide Sidewalk Improvements FY29
- R29-03 City-Wide Traffic Signal Upgrade & Capacity Improvements FY29
- R30-01 Annual Citywide Street Rehabilitation & Maint. FY 30
- R30-02 Citywide Sidewalk Improvements FY 30
- R30-03 Citywide Traffic Signal Upgrade & Capacity Imp. FY 30

### Infrastructure

- R26-07 Storm Drain Inlet Upgrades
- R26-08 Brookside Street Improvements
- R26-10 Desert Lawn Slope Restoration
- R26-11 California Grade Separation (PID)
- R26-12 Highland Springs & I-10 (PS&E)
- R27-05 City Hall Public Parking Lot Revitalization
- R27-06 Stewart Park Street Improvement (Design)
- WW25-01 Apron Lane Pipeline Replacement
- WW25-02 Edgar Ave pipeline Replacement
- WW25-03 I&I Rehabilitation Project - Phase 3
- WW25-05 On-going Pipeline Replacement Program
- WW25-06 RO Module Replacement
- WW25-12 Permanent Repair to Embankment adjacent to Oak Valley Pkwy
- WW25-15 WWTP Aeration Sleeves
- WW26-02 Illinois Ave Pipeline Replacement
- WW26-03 Oak Valley Pkwy Replace Gravity Main
- WW26-04 WWTP Solar Generation
- WW26-05 Wastewater Master Plan
- WW26-06 Influent Flow Meter
- WW26-07 Centrifuges
- WW26-08 Noble Creek Feasibility Study
- WW26-09 Fine Screens
- WW26-10 Streambed Gauge- Location Assessment and Install
- WW27-02 Brineline Manholes
- WW28-01 Starlight Ave Sewer Extension
- T24-04 Bus Stop Amenities and Improvements

### Facilities

- F26-01 30-acre Development Study
- PS26-01 Epoxy Sealer for both fire station apparatus bay floors
- PS26-02 Remodeling at Fire Station 66
- R28-05 Fire Station 106 Landscaping
- T25-01 Beaumont City & Transit Yard
- WW26-01 Office Expansion

### Parks, Planning and Equipment

- P25-02 EV Charging Stations
- P26-01 Citywide Park Improvement Phase 4
- P26-02 Market Night Generators
- P26-03 Light Towers
- P26-04 Boom Lift
- WW25-04 Lift Station
- P26-05 City Hall Marquee Sign and Monument(s)
- R26-09 Traffic Signal Upgrade (Battery Backup System)
- WW25-04 Lift Station Condition

### Vehicles

- Vehicles are replaced on an ISF Schedule
- WW27-01 Vactor Truck
- WW28-02 Crane Truck

\*All \$ amounts above are (M) millions and (K) thousands of dollars.

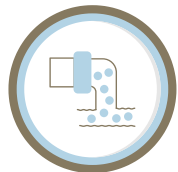


# Your City at Work



**Total Population: 61,902**

2.86% Population Growth



## Wastewater

- Annual gallons Treated: 1,444,618,000 gallons per year
- Number of Site Visits: 190
- Number of Recycled Water Produced: 1,293,940,000 gallons
- Brine Line Maintenance: 202,487,000 gallons discharged



## Parks and Community Events

- Parks: 17
- Acreage of Parks and Trails: 132
- Basketball Courts: 15.5
- Baseball Fields: 8
- Number of community events: 18
- Senior Events: 7



## Public Works & Street Maintenance

- Number of Street Lights Maintained: 293
- Projects Completed or Closed: 8
- Community Clean-Up Tonnage: 103.5
- Lineal Feet of asphalt crack sealed: 100,000 lineal feet



## Public Safety

- Number of fire protection responses: 515
- Number of medical call responses: 4,710
- Calls for Animal Control Services: 2,185
- Patrol response times to priority #1 calls: under 5 Minutes
- Number of solved crimes/cases cleared: 140
- Police support - Total call volume: 92,255

### Beaumont City Hall

550 E. Sixth Street Beaumont, CA  
Beaumontca.gov | (951) 769-8520

### City Council

beaumontcouncil@beaumontca.gov

Mayor .....Mike Lara  
Mayor Pro Tem .....Jessica Voigt  
Council Member .....Lloyd White  
Council Member .....David Fenn  
Council Member .....Julio Martinez III  
City Clerk .....Elaine Morgan  
City Treasurer .....AJ Patel

### Executive Management Team

City Manager .....Elizabeth Gibbs  
Deputy City Manager.....Gustavo Romo  
Interim Chief of Police.....George Walter  
Administrative Services Director.....Kari Mendoza  
Community Services Director.....Doug Story  
Finance Director.....Jennifer Ustation  
Director of Water Reclamation.....Thaxton Van Belle  
Public Works Director.....Robert Vestal  
Community Development Director.....Steven Jones  
Economic Development Director.....Kirk Pelsner  
Deputy City Clerk .....Nicole Wheelwright  
Public Information Officer.....Julie Van Hook